61386-1 ✔ ACTIVE

TE Internal #: 61386-1

Closed Ring Tongue Terminal, 20 – 16 AWG, #4 / M2.5 Stud, 3.02 mm [.119 in] Stud Diameter, Open Barrel, Straight, Tin Plating, Uninsulated

View on TE.com >

Terminals & Splices > Ring Terminals







Ring Terminal Product Type: **Closed Ring Tongue Terminal**

Wire Size: **1021 – 2582 CMA**

Stud Size: **#4, M2.5**

Features

Product Type Features

Shape Description	Circular/Oval
Ring Terminal Product Type	Closed Ring Tongue Terminal
Stud Size	#4, M2.5
Sealable	No
Compatible With Discrete Wire Type	Stranded
Wire Insulation Support Retention Type	Insulation Support

Configuration Features

Number of Holes	1

Contact Features

Contact Base Material	Brass
Barrel Type	Open
Terminal Orientation	Straight
Terminal Plating Material	Tin
Contact Underplating Material	Nickel

Mechanical Attachment

Wire Insulation Support	With

Dimensions

	.1 in
Wire Size	1021 – 2582 CMA
Stud Diameter	3.02 mm[.119 in]
Tongue Thickness	.76 mm[.03 in]
Product Length	11.68 mm[.46 in]
Barrel Inside Diameter	2.03 mm, 2.92 mm[.08 in][.115 in]
Compatible Insulation Diameter (Max)	3.43 mm[.135 in]
Compatible Insulation Diameter Range	2.54 – 3.43 mm[.1 – .135 in]

Usage Conditions

Insulation Option	Uninsulated
Operating Temperature Range	-40 – 110 °C[-40 – 230 °F]

Operation/Application

Compatible With Wire Base Material	Copper

Industry Standards

Government Qualified Terminal	No

Packaging Features

Packaging Quantity	25000
Packaging Method	Strip/Reel

Product Compliance

For compliance documentation, visit the product page on TE.com>

EU RoHS Directive 2011/65/EU	Compliant
EU ELV Directive 2000/53/EC	Compliant
China RoHS 2 Directive MIIT Order No 32, 2016	No Restricted Materials Above Threshold
EU REACH Regulation (EC) No. 1907/2006	Current ECHA Candidate List: JUNE 2025 (250) Candidate List Declared Against: JUNE 2025 (250) Does not contain REACH SVHC
Halogen Content	Low Halogen - Br, Cl, F < 900 ppm per homogenous material. Also BFR/CFR/PVC Free
Solder Process Capability	Not applicable for solder process capability

Product Compliance Disclaimer

This information is provided based on reasonable inquiry of our suppliers and represents our current actual knowledge based on the information they provided. This information is subject to change. The part numbers that TE has identified as EU RoHS compliant have a maximum concentration of 0.1% by weight in homogenous materials for lead, hexavalent chromium, mercury, PBB, PBDE, DBP, BBP, DEHP, DIBP, and 0.01% for cadmium, or qualify for an exemption to these limits as defined in the Annexes of Directive 2011/65/EU (RoHS2). Finished electrical and electronic equipment products will be CE marked as required by Directive 2011/65/EU. Components may not be CE marked. Additionally, the part numbers that TE has identified as EU ELV compliant have a maximum concentration of 0.1% by weight in homogenous materials for lead, hexavalent chromium, and mercury, and 0.01% for cadmium, or qualify for an exemption to these limits as defined in the Annexes of Directive 2000/53/EC (ELV). Regarding the REACH Regulation, the information TE provides on SVHC in articles for this part number is based on the latest European Chemicals Agency (ECHA) 'Guidance on requirements for substances in articles' posted at this URL: https://echa.europa.eu/guidance-documents/guidance-on-reach

Compatible Parts



TE Part # 2150356-1
OCEAN_2.0_Applicator-E-120F180O-REM



TE Part # 2150356-2
OCEAN_2.0_Applicator-E-120F180O-REA



TE Part # 7-2150356-7
OCEAN_2.0_SPARE_PART_KIT-120F180O

Customers Also Bought

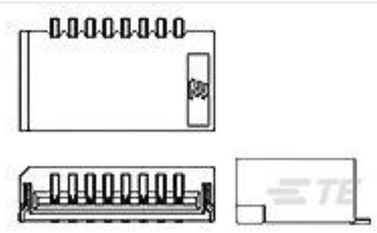

TE Part #1-84981-0
1MM FFC SMT H ASSY 10P EMBOSS



TE Part #170225-1
RING TERMINAL



TE Part #5-534998-6
12 MODIV VRT DR CE 100/125



TE Part #953697-1
3POS MQS REC



TE Part #3-1614881-6
CPF 0603 10R 0.1% 25PPM 5K RL



TE Part #2129260-2
REC ASSY 0.6mm CHAMP DOCKING C



TE Part #7-2176414-2
7W STD M/OX 5% 18K



TE Part #CAT-SU763-H342
SUPERSEAL 1.0 Connector Headers

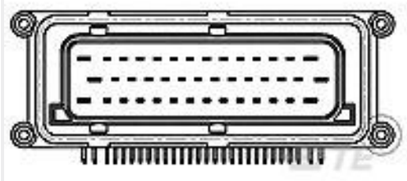

TE Part #1-963448-2

2,8MESSERLEISTE 29P

Documents

Product Drawings

RING CRIMP 20-16 AWG TPBR

English

CAD Files

3D PDF

3D

Customer View Model

ENG_CVM_CVM_61386-1_F.2d_dxf.zip

English

Customer View Model

ENG_CVM_CVM_61386-1_F.3d_igs.zip

English

Customer View Model

ENG_CVM_CVM_61386-1_F.3d_stp.zip

English

By downloading the CAD file I accept and agree to the Terms and Conditions of use.

Product Specifications

Engineering Report

English

Agency Approvals

UL Report

English