85829-8 ✔ ACTIVE

AMPMODU | AMPMODU MOD 1

TE Internal #: 85829-8

PCB Mount Header, Vertical, Board-to-Board / Wire-to-Board, 8 Position, 3.96 mm [.156 in] Centerline, Breakaway, Gold (Au), AMPMODU MOD 1

View on TE.com >

Connectors > PCB Connectors > PCB Headers & Receptacles







PCB Connector Type: **PCB Mount Header**

PCB Mount Orientation: **Vertical**

Connector System: **Board-to-Board, Wire-to-Board**

Number of Positions: **8**

Centerline (Pitch): **3.96 mm [.156 in]**

Features

Product Type Features

PCB Connector Type	PCB Mount Header
Connector System	Board-to-Board, Wire-to-Board
Header Type	Breakaway
Connector & Contact Terminates To	Printed Circuit Board
Connector Product Type	Connector Assembly

Configuration Features

PCB Mount Orientation	Vertical
Number of Positions	8
Number of Rows	1
Board-to-Board Configuration	Parallel

Electrical Characteristics

Contact Resistance	12 mΩ
Dielectric Withstanding Voltage (Max)	1200 VACrms

Body Features

Primary Product Color	Black

Contact Features

	50 µin
Mating Tab Width	1.6 mm[.063 in]
Contact Mating Area Length	10.29 mm[.405 in]
Contact Base Material	Brass
Mating Tab Thickness	.79 mm[.031 in]
PCB Contact Termination Area Plating Material	Gold
Contact Mating Area Plating Material	Gold (Au)
Contact Mating Area Plating Material Thickness	.76 µm[30 µin]
Contact Type	Pin
Contact Current Rating (Max)	3 A

Termination Features

Rectangular Termination Post & Tail Width	.89 mm[.035 in]
Rectangular Termination Post & Tail Thickness	.79 mm[.031 in]
Termination Post & Tail Length	3.18 mm[.125 in]
Termination Method to PCB	Through Hole - Solder

Mechanical Attachment

Mating Alignment Type	Keyed
PCB Mount Retention	Without
Connector Mounting Type	Board Mount
Mating Alignment	With

Housing Features

Centerline (Pitch)	3.96 mm[.156 in]
Housing Material	Thermoplastic

Dimensions

PCB Thickness (Recommended)	1.79 mm[.07 in]

Usage Conditions

Operating Temperature Range	-65 – 105 °C[-85 – 221 °F]

Operation/Application

Circuit Application	Signal

Industry Standards

Compatible With Approved Standards Products	CSA LR16455, UL E28476
UL Flammability Rating	UL 94V-0

Packaging Features

Packaging Quantity	129
Packaging Method	Carton

Product Compliance

For compliance documentation, visit the product page on TE.com>

EU RoHS Directive 2011/65/EU	Compliant
EU ELV Directive 2000/53/EC	Compliant
China RoHS 2 Directive MIIT Order No 32, 2016	No Restricted Materials Above Threshold
EU REACH Regulation (EC) No. 1907/2006	Current ECHA Candidate List: JUNE 2025 (250) Candidate List Declared Against: JUNE 2025 (250) Does not contain REACH SVHC
Halogen Content	Not Low Halogen - contains Br or Cl > 900 ppm.
Solder Process Capability	Wave solder capable to 240°C

Product Compliance Disclaimer

This information is provided based on reasonable inquiry of our suppliers and represents our current actual knowledge based on the information they provided. This information is subject to change. The part numbers that TE has identified as EU RoHS compliant have a maximum concentration of 0.1% by weight in homogenous materials for lead, hexavalent chromium, mercury, PBB, PBDE, DBP, BBP, DEHP, DIBP, and 0.01% for cadmium, or qualify for an exemption to these limits as defined in the Annexes of Directive 2011/65/EU (RoHS2). Finished electrical and electronic equipment products will be CE marked as required by Directive 2011/65/EU. Components may not be CE marked. Additionally, the part numbers that TE has identified as EU ELV compliant have a maximum concentration of 0.1% by weight in homogenous materials for lead, hexavalent chromium, and mercury, and 0.01% for cadmium, or qualify for an exemption to these limits as defined in the Annexes of Directive 2000/53/EC (ELV). Regarding the REACH Regulation, the information TE provides on SVHC in articles for this part number is based on the latest European Chemicals Agency (ECHA) 'Guidance on requirements for substances in articles' posted at this URL: https://echa.europa.eu/guidance-documents/guidance-on-reach

Compatible Parts



TE Part # 87984-8
08 MODI BDMNT RCPT SR .156CL

Also in the Series | AMPMODU MOD 1



Board-to-Board Jumpers & Shunts(1)



Connector Contacts(41)



Connector Hardware(2)



Insertion & Extraction Tools(1)



PCB Headers & Receptacles(81)



Power Contacts(1)



Rectangular Power Connectors(16)



Wire-to-Board Headers & Receptacles (28)

Customers Also Bought



TE Part #5-102617-8
20 MODII HDR DRRA SHRD LF

Documents

Product Drawings

08 MODI HDR SRST .156CL

English

CAD Files

3D PDF

3D

Customer View Model

ENG_CVM_CVM_85829-8_AB.2d_dxf.zip

English

Customer View Model

ENG_CVM_CVM_85829-8_AB.3d_igs.zip

English

Customer View Model

ENG_CVM_CVM_85829-8_AB.3d_stp.zip

English

By downloading the CAD file I accept and agree to the Terms and Conditions of use.

Instruction Sheets

Instruction Sheet (U.S.)

English

AMPMODU HEADER ASSEMBLIES (WITH MOD I POSTS)

English