104549-1 DO NOT USE FOR NEW DESIGN

AMPMODU | AMPMODU System 50

TE Internal #: 104549-1

PCB Mount Header, Vertical, Board-to-Board / Wire-to-Board, 10 Position, 1.27 mm [.05 in] Centerline, Fully Shrouded, Gold (Au), AMPMODU System 50

View on TE.com >

Connectors > PCB Connectors > PCB Headers & Receptacles



PCB Connector Type: **PCB Mount Header**

PCB Mount Orientation: **Vertical**

Connector System: **Board-to-Board, Wire-to-Board**

Number of Positions: **10**

Centerline (Pitch): **1.27 mm [.05 in]**

Features

Product Type Features

PCB Connector Type	PCB Mount Header
Connector System	Board-to-Board, Wire-to-Board
Header Type	Fully Shrouded
Sealable	No
Connector & Contact Terminates To	Printed Circuit Board
Connector Product Type	Connector Assembly

Configuration Features

Connector Contact Load Condition	Fully Loaded
PCB Mount Orientation	Vertical
Number of Positions	10
Number of Rows	2

Electrical Characteristics

Operating Voltage	30 VAC

Body Features

Connector Profile	Standard
Primary Product Color	Black

Contact Features

	150 – 250 µin

PCB Contact Termination Area Plating Material Finish	Matte
Contact Base Material	Phosphor Bronze
Contact Mating Area Plating Material	Gold (Au)
Contact Mating Area Plating Material Finish	Bright
Contact Type	Pin
Contact Current Rating (Max)	1 A
PCB Contact Termination Area Plating Material	Tin-Lead

Termination Features

Termination Post & Tail Length	2.54 mm[.1 in]
Termination Method to PCB	Surface Mount

Mechanical Attachment

Panel Mount Feature	Without
PCB Mount Retention Type	Hold-Down Post
PCB Mount Alignment	With
Mating Retention	With
Mating Alignment Type	Latched
PCB Mount Retention	With
Connector Mounting Type	Board Mount
Mating Alignment	With

Housing Features

Centerline (Pitch)	1.27 mm[.05 in]
Housing Material	Thermoplastic

Dimensions

Row-to-Row Spacing	2.54 mm[.1 in]
PCB Thickness (Recommended)	1.57 mm

Usage Conditions

Operating Temperature Range	-65 – 105 °C[-85 – 221 °F]

Operation/Application

Solder Process Feature	Board Standoff
Circuit Application	Power & Signal

Industry Standards

Compatible With Approved Standards Products	CSA LR7189, UL E28476

UL Flammability Rating	UL 94V-0

Packaging Features

Packaging Quantity	41
Packaging Method	Box, Tube

Product Compliance

For compliance documentation, visit the product page on TE.com>

EU RoHS Directive 2011/65/EU	Not Compliant
EU ELV Directive 2000/53/EC	Compliant with Exemptions
China RoHS 2 Directive MIIT Order No 32, 2016	Restricted Materials Above Threshold
EU REACH Regulation (EC) No. 1907/2006	Current ECHA Candidate List: JUNE 2025 (250) Candidate List Declared Against: JUNE 2025 (250) SVHC > Threshold: Pb (13% in 4690971273) **Article Safe Usage Statements:** Do not eat, drink or smoke when using this product. Wash thoroughly after handling. Recycle if possible and dispose of the article by following all applicable governmental regulations relevant to your geographic location.
Halogen Content	Low Halogen - Br, Cl, F < 900 ppm per homogenous material. Also BFR/CFR/PVC Free
Solder Process Capability	Reflow solder capable to 260°C

Product Compliance Disclaimer

This information is provided based on reasonable inquiry of our suppliers and represents our current actual knowledge based on the information they provided. This information is subject to change. The part numbers that TE has identified as EU RoHS compliant have a maximum concentration of 0.1% by weight in homogenous materials for lead, hexavalent chromium, mercury, PBB, PBDE, DBP, BBP, DEHP, DIBP, and 0.01% for cadmium, or qualify for an exemption to these limits as defined in the Annexes of Directive 2011/65/EU (RoHS2). Finished electrical and electronic equipment products will be CE marked as required by Directive 2011/65/EU. Components may not be CE marked. Additionally, the part numbers that TE has identified as EU ELV compliant have a maximum concentration of 0.1% by weight in homogenous materials for lead, hexavalent chromium, and mercury, and 0.01% for cadmium, or qualify for an exemption to these limits as defined in the Annexes of Directive 2000/53/EC (ELV). Regarding the REACH Regulation, the information TE provides on SVHC in articles for this part number is based on the latest European Chemicals Agency (ECHA) 'Guidance on requirements for substances in articles' posted at this URL: https://echa.europa.eu/guidance-documents/guidance-on-reach

Compatible Parts



TE Part # 104550-1
10 SYS50 SURFMNT DRST RCPT



TE Part # 104744-3
10 SYSTEM 50 RCPT ASSY DRST



TE Part # CAT-F439-R2435127
FFC Receptacle Housing: 1.27mm



TE Part # 147377-1
10 SYS50 SMT HDR DR SHD W/O HD



TE Part # 104078-3
10 SYSTEM 50 RCPT ASSY DRST

Also in the Series | AMPMODU System 50



Board-to-Board Headers & Receptacles(218)



PCB Headers & Receptacles(218)



Rectangular Power Connectors(31)



Wire-to-Board Headers & Receptacles (31)

Customers Also Bought



TE Part #2-111196-5
010 RCPT SYSTEM 50 30 DPLX



TE Part #1-480701-9
03P UMNL CAP HSG BLK



TE Part #567200-3
APPL,HDM,TAPE 9CB W/O DIES G

Documents

Product Drawings

10 SYS50 SURFMNT HDR DRST SHRD

English

CAD Files

3D PDF

3D

Customer View Model

ENG_CVM_CVM_104549-1_Y.2d_dxf.zip

English

Customer View Model

ENG_CVM_CVM_104549-1_Y.3d_igs.zip

English

Customer View Model

ENG_CVM_CVM_104549-1_Y.3d_stp.zip

English

By downloading the CAD file I accept and agree to the **Terms and Conditions** of use.

Product Specifications

Application Specification

English