WR-34 Waveguide Antenna, 22 GHz to 33 Ghz Frequency Range, 20 dBi Gain, UG-1530/U Flange, Integrated Cage-Style Mount



PE1WAN034-20

Features

- WR-34 Rectangular Waveguide Interface
- 22 GHz to 33 GHz
- 20 dBi Nominal Gain
- UG-1530/U Cover Flange
- Ka Band
- Ruggedized Aluminum Cage-Style Mount
- Integrates with Positioning Systems

Applications

- Antenna Measurements
- Wireless Communication
- Laboratory Use
- Microwave Radio Systems

Description

The PE1WAN034-20 Ka Band standard gain horn antenna (also known as waveguide horn) from Pasternack has a nominal gain of 20 dBi. This WR-34 standard gain horn has a UG-1530/U type flange and integrated cage-style mount. The mount is a ruggedized aluminum mounting solution that integrates with test and measurement positioning systems, ensuring precise alignment and protection of the antenna. The Pasternack 20 dBi WR-34 horn antenna operates from 22 GHz to 33 GHz. The WR-34 PE1WAN034-20 waveguide horn is powder coated Aluminum for added protection and corrosion resistance. It is part of over 40,000 RF, microwave and millimeter wave components available from Pasternack.

Waveguide standard gain horn antennas are used in a wide variety of applications due to their high power handling capability, low loss, high directivity, and near constant electrical performance. Pasternack's WR-28 standard gain horns are available in 10, 15 and 20 dBi models with pyramidal shape and rectangular input. Our WR-28 standard gain horn antennas can ship worldwide the same day as it is purchased as with our other available RF parts.

Configuration

Design	WR-34
Polarization	Linear

Electrical Specifications

Description	Minimum	Typical	Maximum	Units
Frequency Range	22		33	GHz
Waveguide Standard Gain Horn				
VSWR		1.3:1		
Gain		20		
Horizontal Half Power Beam Width		17.5		Degrees
Vertical Half Power Beam Width		17.3		Degrees

Mechanical Specifications

Size

Length	6.811 in [173 mm]
Width	3.15 in [80.01 mm]
Height	2.756 in [70 mm]
Weight	0.853 lbs [386.91 g]

© 2023 Infinite Electronics, Inc. Pasternack is a registered trademark of Infinite Electronics, Inc.

+1 (866) 558-2786 | sales@pasternack.com | pasternack.com

WR-34 Waveguide Antenna, 22 GHz to 33 Ghz Frequency Range, 20 dBi Gain, UG-1530/U Flange, Integrated Cage-Style Mount



PE1WAN034-20

RF Connector

Waveguide Interface

Waveguide Size	WR-34
Flange Type	Square Cover
Flange Designation	UG-1530/U
Body Material and Plating	Aluminum

Compliance Certifications (see product page for current document)

Plotted and Other Data

Notes:

Typical Performance Data

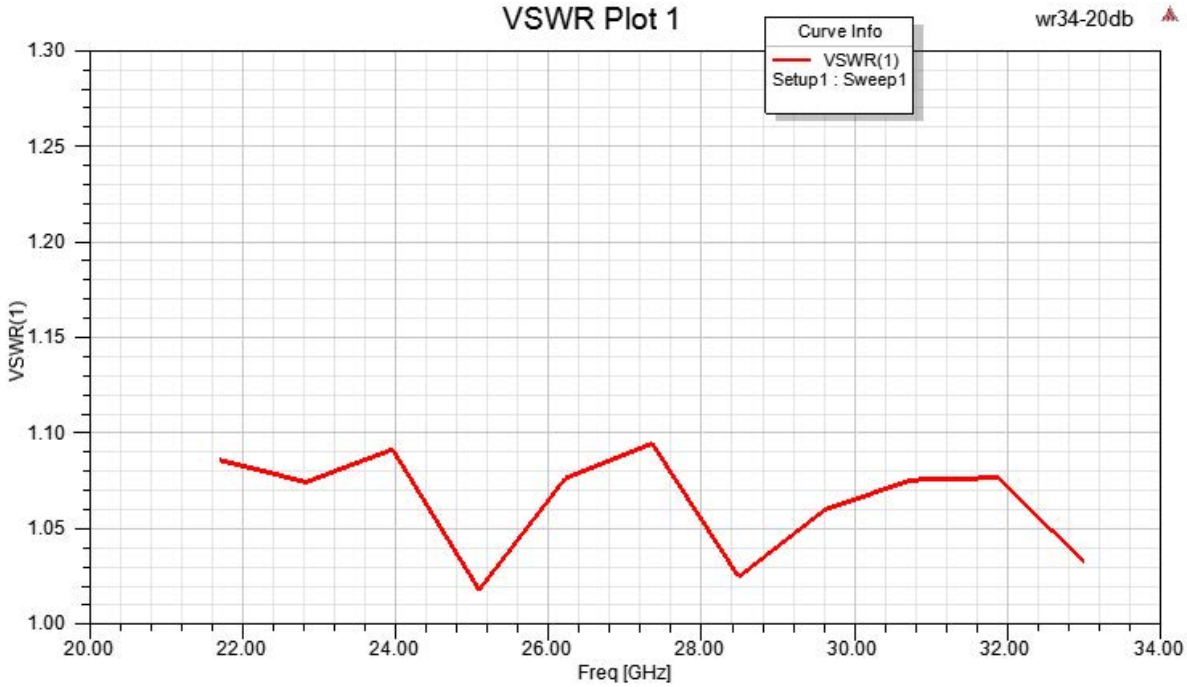

© 2023 Infinite Electronics, Inc. Pasternack is a registered trademark of Infinite Electronics, Inc.

WR-34 Waveguide Antenna, 22 GHz to
33 Ghz Frequency Range, 20 dBi Gain, UG-1530/U
Flange, Integrated Cage-Style Mount



PE1WAN034-20

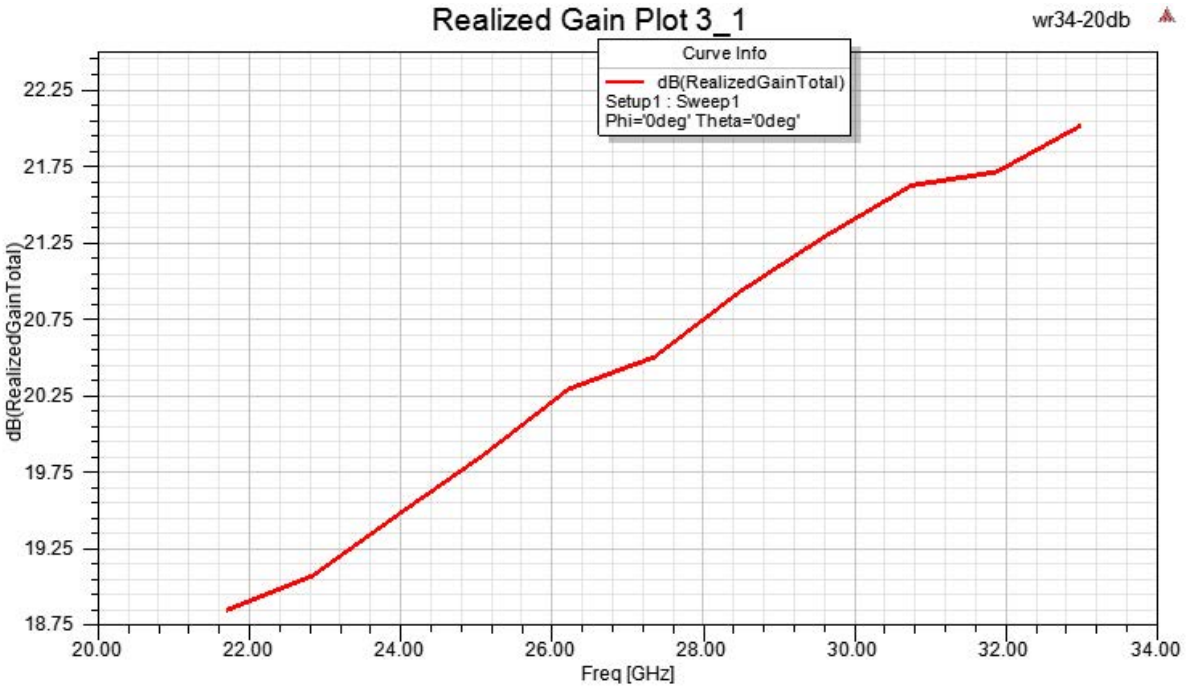

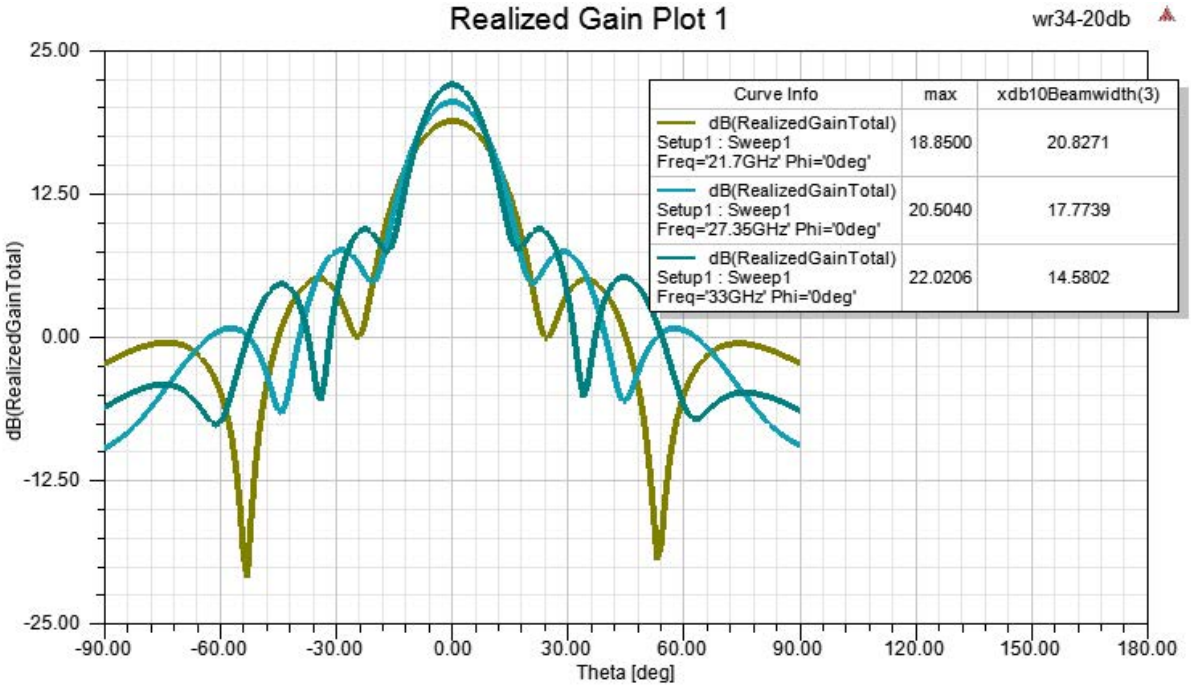

© 2023 Infinite Electronics, Inc. Pasternack is a registered trademark of Infinite Electronics, Inc.

WR-34 Waveguide Antenna, 22 GHz to 33 Ghz Frequency Range, 20 dBi Gain, UG-1530/U Flange, Integrated Cage-Style Mount



PE1WAN034-20

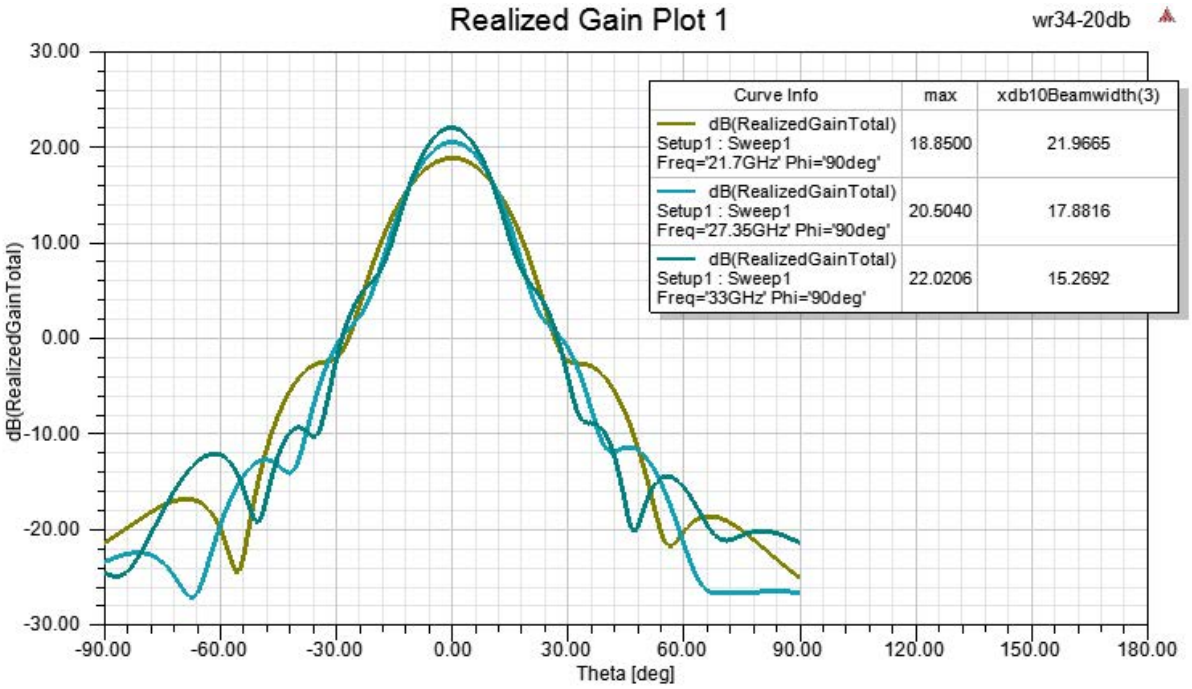

WR-34 Waveguide Antenna, 22 GHz to 33 Ghz Frequency Range, 20 dBi Gain, UG-1530/U Flange, Integrated Cage-Style Mount from Pasternack Enterprises has same day shipment for domestic and International orders. Our RF, microwave and millimeter wave products maintain a 99.4% availability and are part of the broadest selection in the industry.

Click the following link (or enter part number in "SEARCH" on website) to obtain additional part information including price, inventory and certifications: WR-34 Waveguide Antenna, 22 GHz to 33 Ghz Frequency Range, 20 dBi Gain, UG-1530/U Flange, Integrated Cage-Style Mount PE1WAN034-20

URL: https://www.pasternack.com/wr-34-waveguide-standard-gain-horn-antenna-20-db-pe1wan034-20-p.aspx

The information contained within this document is accurate to the best of our knowledge and representative of the part described herein. It may be necessary to make modifications to the part and/or the documentation of the part in order to impliment improvements. Pasternack Enterprises reserves the right to make such changes as required. Unless otherwise stated, all specifications are nominal. Pasternack Enterprises does not make any representation or warranty regarding the suitability of the part described herein for any particular purpose, and Pasternack Enterprises does not assume liability arising out of the use of any part or document.

© 2023 Infinite Electronics, Inc. Pasternack is a registered trademark of Infinite Electronics, Inc.

PE1WAN034-20 CAD Drawing

WR-34 Waveguide Antenna, 22 GHz to 33 Ghz Frequency Range, 20 dBi Gain, UG-1530/U Flange, Integrated Cage-Style Mount

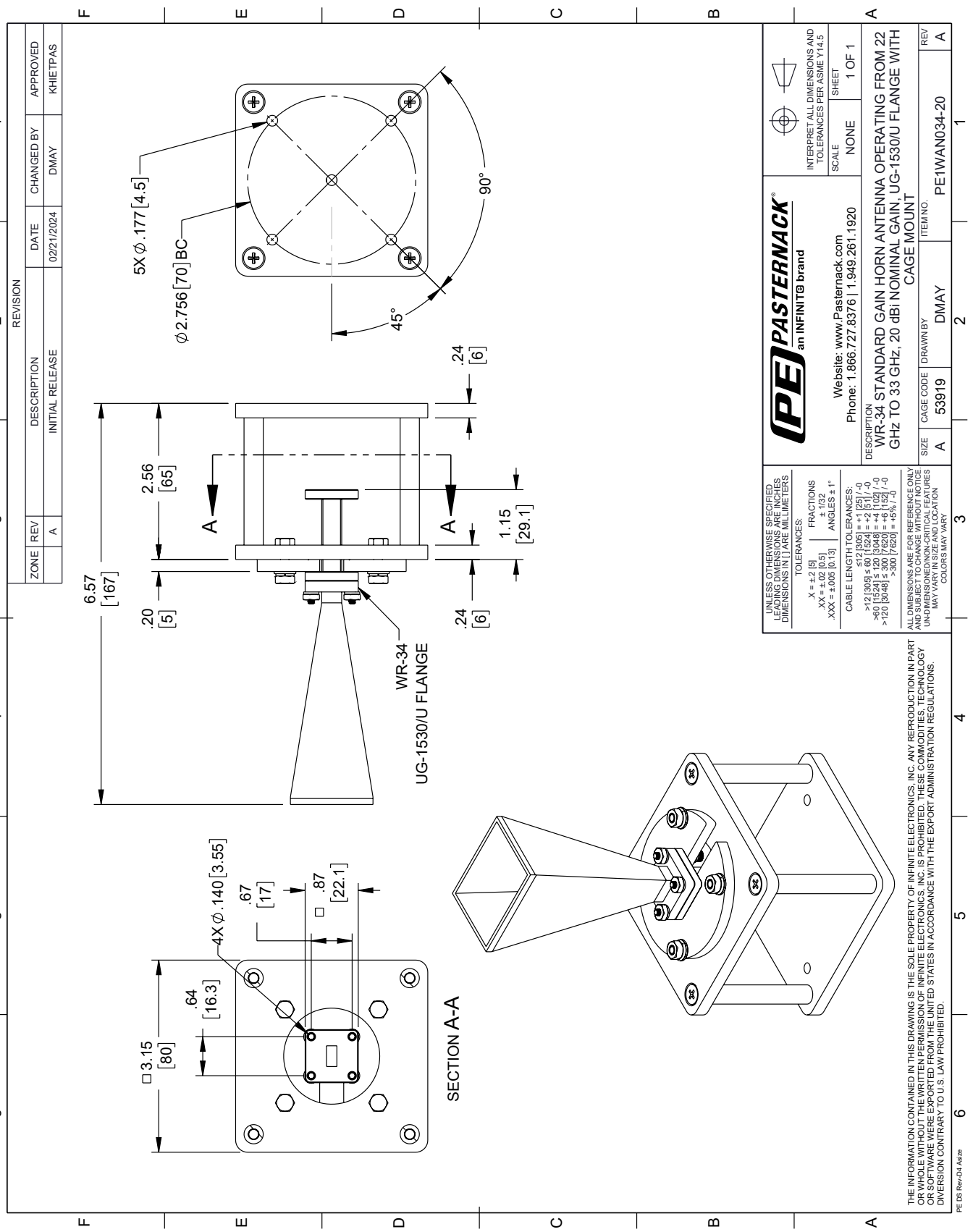

© 2023 Infinite Electronics, Inc. Pasternack is a registered trademark of Infinite Electronics, Inc.