640921-1 ✔ ACTIVE

PIDG

TE Internal #: 640921-1

Quick Disconnect Receptacle, Partially Insulated, 22 – 18 AWG, .26 – .96 mm² Wire, 509 – 1900 CMA, 2.79 mm [.11 in] Tab Width, Compression Crimp, PIDG

View on TE.com >

Terminals & Splices > Quick Disconnects > PIDG LOW INSERTION FORCE FASTON RECPT

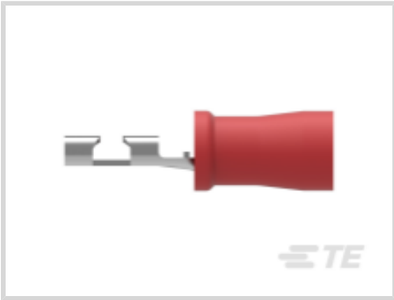


Quick Disconnect Terminal Type: **Receptacle**

Wire Size: **509 – 1900 CMA**

Mating Tab Width: **2.79 mm [.11 in]**

All PIDG LOW INSERTION FORCE FASTON RECPT (6)

Features

Product Type Features

Terminal Features	Wire Stop
Insertion Force	Low

Electrical Characteristics

Voltage Rating	300 V

Body Features

Insulation Material	Nylon

Contact Features

Quick Disconnect Terminal Type	Receptacle
Mating Tab Width	2.79 mm[.11 in]
Mating Tab Thickness	.41 mm[.016 in]
Terminal Orientation	Straight
Contact Base Material	Brass
Terminal Plating Material	Pre-Tin
Crimp Type	Compression Crimp

Barrel Type	Closed

Termination Features

Product Terminates To	Wire & Cable

Mechanical Attachment

Wire Insulation Support	With

Dimensions

Product Length	20.36 mm[.8 in]
Compatible Insulation Diameter Range	3.43 mm[.135 in]
Terminal Material Thickness	.41 mm[.016 in]
Wire Size	509 – 1900 CMA

Usage Conditions

Insulation Option	Partially Insulated

Packaging Features

Packaging Quantity	1000
Packaging Method	Loose Piece

Other

Barrel Color	Red

Product Compliance

For compliance documentation, visit the product page on TE.com>

EU RoHS Directive 2011/65/EU	Compliant
EU ELV Directive 2000/53/EC	Compliant
China RoHS 2 Directive MIIT Order No 32, 2016	No Restricted Materials Above Threshold
EU REACH Regulation (EC) No. 1907/2006	Current ECHA Candidate List: JUNE 2025 (250) Candidate List Declared Against: JUNE 2025 (250) Does not contain REACH SVHC
Halogen Content	Low Halogen - Br, Cl, F < 900 ppm per homogenous material. Also BFR/CFR/PVC Free
Solder Process Capability	Not applicable for solder process capability

Product Compliance Disclaimer

This information is provided based on reasonable inquiry of our suppliers and represents our current actual knowledge based on the information they provided. This information is subject to change. The part numbers that TE has identified as EU RoHS compliant have a maximum concentration of 0.1% by weight in homogenous materials for lead, hexavalent chromium, mercury, PBB, PBDE, DBP, BBP, DEHP, DIBP, and 0.01% for cadmium, or qualify for an exemption to these limits as defined in the Annexes of Directive 2011/65/EU (RoHS2). Finished electrical and electronic equipment products will be CE marked as required by Directive 2011/65/EU. Components may not be CE marked. Additionally, the part numbers that TE has identified as EU ELV compliant have a maximum concentration of 0.1% by weight in homogenous materials for lead, hexavalent chromium, and mercury, and 0.01% for cadmium, or qualify for an exemption to these limits as defined in the Annexes of Directive 2000/53/EC (ELV). Regarding the REACH Regulation, the information TE provides on SVHC in articles for this part number is based on the latest European Chemicals Agency (ECHA) 'Guidance on requirements for substances in articles' posted at this URL: https://echa.europa.eu/guidance-documents/guidance-on-reach

Compatible Parts

TE Part # 58433-3
PRO CR ASSY, RBY IS9252

TE Part # 59824-1
TETRA-CRIMP PIDG PG FASTON 22-10 ASSY

Also in the Series | PIDG

Compression Connectors(50)



Crimp Wire Pins, Tabs & Ferrules(39)

Knife Disconnects(11)

Quick Disconnects(38)

Ring Terminals(589)



Spade Terminals(228)

Special Purpose Terminals(1)

Splices(41)

Customers Also Bought

TE Part #32961
TERMINAL,PG R 16-14 1/4

TE Part #60433-2
RING CRIMP 18-14 AWG TPBR

TE Part #1-66504-0
SOCKET CONTACT, 20 DF

TE Part #2-87631-1
26 MODIV HSG COMP DR .100 POL

TE Part #165085
PG WIRE PIN 12-10

TE Part #205209-7
RECP ASSY SIZE 4

TE Part #1586314-2
VAL-U-LOK PIN BR AU 22-18 LP

TE Part #7-6609107-3
PS0S0SS3A=C1186

TE Part #A1004BT22P18
NTC THERMISTOR ASSEMBLY

TE Part #HD44-24-16SN-059
KT RC HD30 24 SHL 16 WY N SEAL REV CLMP

Documents

Product Drawings

RECEPT,PIDG FASTON 22-18 110

English

CAD Files

3D PDF

3D

Customer View Model

ENG_CVM_CVM_640921-1_E.2d_dxf.zip

English

Customer View Model

ENG_CVM_CVM_640921-1_E.3d_igs.zip

English

Customer View Model

ENG_CVM_CVM_640921-1_E.3d_stp.zip

English

By downloading the CAD file I accept and agree to the Terms and Conditions of use.

Datasheets & Catalog Pages

PIDG_FASTON

English

Ultra-Fast and Ultra Fast Plus

English

PIDG TERMINALS & SPLICES Quick Reference Guide

English

Product Specifications

Application Specification

English

Instruction Sheets

Instruction Sheet (U.S.)

English

Agency Approvals

UL Report

English