1766283-1 ✔ ACTIVE

ELCON | ELCON Drawer

TE Internal #: 1766283-1

Silver (Ag), Pin Contact, Size 4, Copper Alloy, Power, -55 – 105 °C [-67 – 221 °F], ELCON Drawer

View on TE.com >

Connectors > Contacts > Connector Contacts






Contact Type: **Pin**

Contact Mating Area Plating Material: **Silver (Ag)**

Wire Contact Termination Area Plating Material: **Silver**

Contact Retention Within Housing: **Without**

Contact Size: **Size 4**

Features

Contact Features

Contact Type	Pin
Contact Mating Area Plating Material	Silver (Ag)
Wire Contact Termination Area Plating Material	Silver
Contact Retention Within Housing	Without
Contact Size	Size 4
Contact Base Material	Copper Alloy
Contact Current Rating (Max)	125 A
Mating Pin Diameter	6.35 mm[.25 in]
Contact Mating Area Plating Material Thickness	5 µm[200 µin]
Wire Contact Termination Area Plating Material Thickness	5.08 – 7.62 µm[200 – 300 µin]
Contact Orientation	Straight
Contact Underplating Material	Nickel
Contact Underplating Material Thickness	1.27 µm[50 µin]

Termination Features

Product Terminates To	Busbar

Mechanical Attachment

Wire Insulation Support	Without

Usage Conditions

Operating Temperature Range	-55 – 105 °C[-67 – 221 °F]

Operation/Application

Circuit Application	Power

Packaging Features

Packaging Quantity	80
Packaging Method	Tray

Product Compliance

For compliance documentation, visit the product page on TE.com>

EU RoHS Directive 2011/65/EU	Compliant
EU ELV Directive 2000/53/EC	Compliant
China RoHS 2 Directive MIIT Order No 32, 2016	No Restricted Materials Above Threshold
EU REACH Regulation (EC) No. 1907/2006	Current ECHA Candidate List: JUNE 2025 (250) Candidate List Declared Against: JUNE 2025 (250) Does not contain REACH SVHC
Halogen Content	Low Halogen - Br, Cl, F < 900 ppm per homogenous material. Also BFR/CFR/PVC Free
Solder Process Capability	Not applicable for solder process capability

Product Compliance Disclaimer

This information is provided based on reasonable inquiry of our suppliers and represents our current actual knowledge based on the information they provided. This information is subject to change. The part numbers that TE has identified as EU RoHS compliant have a maximum concentration of 0.1% by weight in homogenous materials for lead, hexavalent chromium, mercury, PBB, PBDE, DBP, BBP, DEHP, DIBP, and 0.01% for cadmium, or qualify for an exemption to these limits as defined in the Annexes of Directive 2011/65/EU (RoHS2). Finished electrical and electronic equipment products will be CE marked as required by Directive 2011/65/EU. Components may not be CE marked. Additionally, the part numbers that TE has identified as EU ELV compliant have a maximum concentration of 0.1% by weight in homogenous materials for lead, hexavalent chromium, and mercury, and 0.01% for cadmium, or qualify for an exemption to these limits as defined in the Annexes of Directive 2000/53/EC (ELV). Regarding the REACH Regulation, the information TE provides on SVHC in articles for this part number is based on the latest European Chemicals Agency (ECHA) 'Guidance on requirements for substances in articles' posted at this URL: https://echa.europa.eu/guidance-documents/guidance-on-reach

Compatible Parts



TE Part # 6648405-1
CONTACT,SKT,SIZE #0

Also in the Series | ELCON Drawer



Board-to-Board Headers & Receptacles(10)



Connector Contacts(34)



Connector Hardware(1)



PCB Headers & Receptacles(10)



Power Contacts(34)



Rectangular Connector Housings(1)



Rectangular Power Connectors(9)

Customers Also Bought

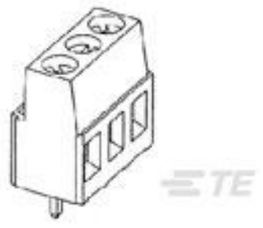

TE Part #282857-3
TERMI-BLOK PCB MOUNT 90 3P.5

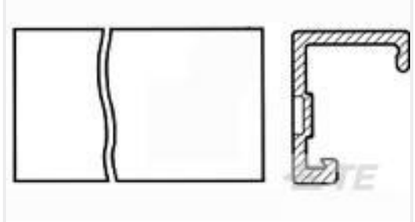

TE Part #640551-5
05P MTA156 COVER



TE Part #2-1393253-9
W68-X2Q12-10=M6/M7/M9/W6/W7

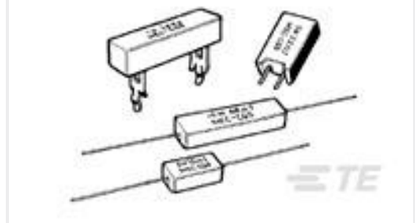

TE Part #1-1623782-2
SQM5 470R 5% (METAL FILM)



TE Part #1648325-1
702-92-01109=CONTACT,SKT,#20



TE Part #1766193-1
CONTACT,PIN,SIZE #12



TE Part #4-2176412-8
5W XSM M/OX 5% 470R



TE Part #2314979-1
HARD WARE KITS WITH HS&LP,CFP2 1X1



TE Part #6648434-1
CONTACT,SKT,SIZE 1/4 (712-81-01107)

TE Part #133421-E
MJ CS * * 8 8 * * * * * 30 * J 3 133942

Documents

Product Drawings

CONTACT,PIN,#4,M5

English

CAD Files

Customer View Model

ENG_CVM_CVM_1766283-1_F.2d_dxf.zip

English

3D PDF

3D

Customer View Model

ENG_CVM_CVM_1766283-1_F.3d_igs.zip

English

Customer View Model

ENG_CVM_CVM_1766283-1_F.3d_stp.zip

English

By downloading the CAD file I accept and agree to the Terms and Conditions of use.

Datasheets & Catalog Pages

POWER_CONNECTORS_CATALOG_SEC02_CABLE_MOUNTED

English

AMP & ELCON Power Connector Layout Forms Datasheet 6-1773444-7

English

Product Specifications

Application Specification

English