42751-1 ✔ ACTIVE

TE Internal #: 42751-1

Closed Ring Tongue Terminal, 16 – 14 AWG, 1/4 Stud, 6.5 mm [.257 in] Stud Diameter, Open Barrel, Straight, Unplated Plating, Uninsulated

View on TE.com >

Terminals & Splices > Ring Terminals







Ring Terminal Product Type: **Closed Ring Tongue Terminal**

Wire Size: **2582 – 4106 CMA**

Stud Size: **1/4**

Features

Product Type Features

Shape Description	Circular/Oval
Ring Terminal Product Type	Closed Ring Tongue Terminal
Stud Size	1/4
Sealable	No
Compatible With Discrete Wire Type	Stranded
Wire Insulation Support Retention Type	Insulation Support

Configuration Features

Number of Holes	1

Body Features

Product Weight	1.382 g

Contact Features

Contact Base Material	Brass
Barrel Type	Open
Terminal Orientation	Straight
Terminal Plating Material	Unplated
Contact Underplating Material	None

Mechanical Attachment

Wire Insulation Support	With

Dimensions

	.118 in
Wire Size	2582 – 4106 CMA
Stud Diameter	6.5 mm[.257 in]
Tongue Thickness	.76 mm[.03 in]
Product Length	26.67 mm[1.05 in]
Barrel Inside Diameter	1.77 mm, 3.68 mm[.07 in][.145 in]
Compatible Insulation Diameter (Max)	4.6 mm[.181 in]
Compatible Insulation Diameter Range	3.05 – 4.57 mm[.118 – .181 in]

Usage Conditions

Insulation Option	Uninsulated
Operating Temperature Range	0 – 110 °C[0 – 230 °F]

Operation/Application

Compatible With Wire Base Material	Copper

Industry Standards

Government Qualified Terminal	No

Packaging Features

Packaging Quantity	4000
Packaging Method	Strip/Reel

Product Compliance

For compliance documentation, visit the product page on TE.com>

EU RoHS Directive 2011/65/EU	Compliant
EU ELV Directive 2000/53/EC	Compliant
China RoHS 2 Directive MIIT Order No 32, 2016	No Restricted Materials Above Threshold
EU REACH Regulation (EC) No. 1907/2006	Current ECHA Candidate List: JUNE 2025 (250) Candidate List Declared Against: JUNE 2025 (250) Does not contain REACH SVHC
Halogen Content	Low Halogen - Br, Cl, F < 900 ppm per homogenous material. Also BFR/CFR/PVC

	Free
Solder Process Capability	Not applicable for solder process capability

Product Compliance Disclaimer

This information is provided based on reasonable inquiry of our suppliers and represents our current actual knowledge based on the information they provided. This information is subject to change. The part numbers that TE has identified as EU RoHS compliant have a maximum concentration of 0.1% by weight in homogenous materials for lead, hexavalent chromium, mercury, PBB, PBDE, DBP, BBP, DEHP, DIBP, and 0.01% for cadmium, or qualify for an exemption to these limits as defined in the Annexes of Directive 2011/65/EU (RoHS2). Finished electrical and electronic equipment products will be CE marked as required by Directive 2011/65/EU. Components may not be CE marked. Additionally, the part numbers that TE has identified as EU ELV compliant have a maximum concentration of 0.1% by weight in homogenous materials for lead, hexavalent chromium, and mercury, and 0.01% for cadmium, or qualify for an exemption to these limits as defined in the Annexes of Directive 2000/53/EC (ELV). Regarding the REACH Regulation, the information TE provides on SVHC in articles for this part number is based on the latest European Chemicals Agency (ECHA) 'Guidance on requirements for substances in articles' posted at this URL: https://echa.europa.eu/guidance-documents/guidance-on-reach

Compatible Parts



TE Part # 2150444-2
OCEAN_2.0_Applicator-E-155F210F-REA



TE Part # 7-2150444-7
OCEAN_2.0_SPARE_PART_KIT-155F210F

Customers Also Bought



TE Part #2-34160-1
TERMINAL,PG R 16-14 8, TAPE



TE Part #42219-1
250 FASTON REC 18-14 AWG NPST



TE Part #170360-1
UNIV M-N-L PIN 22-18 AWG

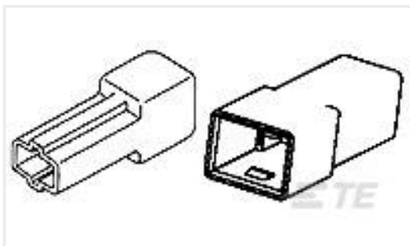

TE Part #2-180916-0
FF 250 TAB HSG 1P NYLON NAT

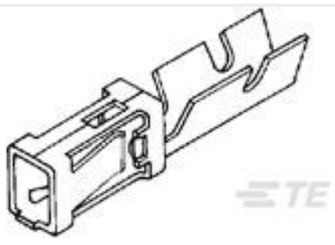

TE Part #280702-1
AMPMODU CONT.



TE Part #350687-1
UMNL SPLIT PIN PTPBR



TE Part #350809-1
05P UMNL PLUG HSG



TE Part #794273-1
04P UMNL INTERFACE SEAL



TE Part #794274-1
04P UMNL WIRE SEAL



TE Part #794282-1
15P UMNL WIRE SEAL

Documents

Product Drawings

RING CRIMP 16-14 AWG BR

English

CAD Files

3D PDF

3D

Customer View Model

ENG_CVM_CVM_42751-1_AF_c-42751-1-af.2d_dxf.zip

English

Customer View Model

ENG_CVM_CVM_42751-1_AF_c-42751-1-af.3d_igs.zip

English

Customer View Model

ENG_CVM_CVM_42751-1_AF_c-42751-1-af.3d_stp.zip

English

By downloading the CAD file I accept and agree to the Terms and Conditions of use.

Product Specifications

Application Specification

English

Agency Approvals

UL Report

English