T9AV5L12-12 ✔ ACTIVE

Potter & Brumfield | Potter & Brumfield T9A

TE Internal #: 1423091-6

General Purpose Power Relay, DC, Monostable, 1 Form C SPDT-CO, 20 A Contact Rating, 12 VDC Coil Voltage, Potter & Brumfield T9A

View on TE.com >

Relays & Contactors > Electromechanical Relays > PCB Power Relay: 30 Amp, Monostable DC



Relay & Contactor Type: **General Purpose Power Relay**

Coil Magnetic System: **Monostable**

Contact Arrangement: **1 Form C SPDT-CO**

Current Type: **DC**

Contact Current Rating: **20 A**

All PCB Power Relay: 30 Amp, Monostable DC (57)

Features

Product Type Features

Relay & Contactor Type	General Purpose Power Relay

Configuration Features

Contact Number of Poles	1
Coil Special Features	UL Coil Insulation Class F
Contact Arrangement	1 Form C SPDT-CO

Electrical Characteristics

Contact Limiting Short-Time Current	20 A
Contact Limiting Making Current	20 A
Contact Limiting Continuous Current	20 A
Contact Limiting Breaking Current	20 A
Insulation Initial Dielectric Between Open Contacts	1500 Vrms
Insulation Initial Dielectric Between Adjacent Contacts	1500 Vrms

Coil Current	.076 A
Contact Switching Voltage (Max)	277 VAC
Contact Switching Load (Min)	1000mA @ 5V
Coil Resistance	155 Ω
Insulation Initial Resistance	1000 MΩ
Contact Current Rating	20 A
Coil Voltage Rating	12 VDC
Contact Voltage Rating	277 VAC
Coil Power Rating DC	.9 W
Insulation Initial Dielectric Between Contacts & Coil	2500 Vrms

Body Features

Product Weight	26 g[.918 oz]
Primary Product Color	Black
Enclosure Type	Flux Resistant Automatic Solder Capable

Contact Features

Contact Material	Silver Cadmium Oxide

Termination Features

Main Termination & Connection Type	Solder Pins
Coil Termination & Connection Type	Solder Pins

Mechanical Attachment

Product Mount Type	Board Mount

Dimensions

Insulation Clearance Between Contact & Coil	3.18 mm[.125 in]
Insulation Creepage Between Contact & Coil	6.36 mm[.25 in]
Product Width	27.43 mm[1.08 in]
Product Length	32.51 mm[1.28 in]
Product Height	20.4 mm[.803 in]

Usage Conditions

Operating Temperature Range	-55 – 85 °C[-67 – 185 °F]
Environmental Category of Protection	RTII
Environmental Ambient Temperature (Max)	85 °C[185 °F]

Operation/Application

Solder Process	Wave Solder Capable
Coil Magnetic System	Monostable
Current Type	DC

Packaging Features

Packaging Method	Box & Tray, Bundle

Other

Coil Power Rating Class	>.6 – ≤1 W
Contact Current Class	>16 – ≤25 A
Height Class (Mechanical)	>16 – ≤22 mm[>.63 – ≤.866 in]
Length Class (Mechanical)	>22 – ≤33 mm[>.866 – ≤1.299 in]
Width Class (Mechanical)	>22 – ≤33 mm[>.866 – ≤1.299 in]

Product Compliance

For compliance documentation, visit the product page on TE.com>

EU RoHS Directive 2011/65/EU	Compliant with Exemptions
EU ELV Directive 2000/53/EC	Not Yet Reviewed
China RoHS 2 Directive MIIT Order No 32, 2016	Not reviewed for China RoHS compliance
EU REACH Regulation (EC) No. 1907/2006	Current ECHA Candidate List: JUNE 2025 (250) Candidate List Declared Against: JAN 2025 (247) SVHC > Threshold: Cadmium oxide (10% in 4735191994) Article Safe Usage Statements: Use personal protective equipment as required. Do not eat, drink or smoke when using this product. Recycle if possible and dispose of the article by following all applicable governmental regulations relevant to your geographic location.
Halogen Content	Not Low Halogen - contains Br or Cl > 900 ppm.
Solder Process Capability	Wave solder capable to 260°C

Product Compliance Disclaimer

This information is provided based on reasonable inquiry of our suppliers and represents our current actual knowledge based on the information they provided. This information is subject to change. The part numbers that TE has identified as EU RoHS compliant have a maximum concentration of 0.1% by weight in homogenous materials for lead, hexavalent chromium, mercury, PBB, PBDE, DBP, BBP, DEHP, DIBP, and 0.01% for cadmium, or qualify for an exemption to these limits as defined in the Annexes of Directive 2011/65/EU (RoHS2). Finished electrical and electronic equipment products will be CE marked as required by Directive 2011/65/EU. Components may not be CE marked. Additionally, the part numbers that TE has identified as EU ELV compliant have a maximum concentration of 0.1% by weight in homogenous materials for lead, hexavalent chromium, and mercury, and 0.01% for cadmium, or qualify for an exemption to these limits as defined in the Annexes of Directive 2000/53/EC (ELV). Regarding the REACH Regulation, the information TE provides on SVHC in articles for this part number is based on the latest European Chemicals Agency (ECHA) 'Guidance on requirements for substances in articles' posted at this URL: https://echa.europa.eu/guidance-documents/guidance-on-reach

Also in the Series | Potter & Brumfield T9A



DC Relays(57)



General Purpose Power Relays(57)



PCB Relays(47)

Customers Also Bought



TE Part #344103-1
18W ENG.MAN.SYS.HEADER



TE Part #4-1123724-2
3.96EP HDR ASSY 2(3)P RED



TE Part #1-1393194-9
T77V1D10-12



TE Part #1393212-8
T92S7D12-12



TE Part #CAT-SCH691-T1
PCB Power Relay: 30 Amp, Monostable DC

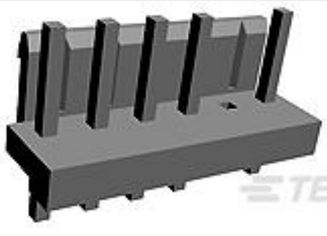

TE Part #6-1565036-5
EP CONN. HDR ASSY 5/6P W/O#5 BLUE



TE Part #1658622-5
24 NOVO MIL/CTR 30DP,LEAD FREE



TE Part #1775470-8
HPI CONN., 2.0MM, V/T, SMT, 8P, 80U"

TE Part #3-1744524-9
9P EP HEADER , PIN#6 OMITTED

Documents

CAD Files

3D PDF

3D

Customer View Model
ENG_CVM_CVM_1423091-6_K.2d_dxf.zip

English

Customer View Model

ENG_CVM_CVM_1423091-6_K.3d_igs.zip

English

Customer View Model

ENG_CVM_CVM_1423091-6_K.3d_stp.zip

English

By downloading the CAD file I accept and agree to the Terms and Conditions of use.

Datasheets & Catalog Pages

T9A Relay Datasheet

English

Product Specifications

Definitions General Purpose Relays

English

Agency Approvals

Agency Approval Document

English