485073-1 ✔ ACTIVE

TE Internal #: 485073-1

Spade Tongue Terminal, 20 - 16 AWG, #6 / M3.5 Stud Size, 3.49 mm [.135 in] Stud Diameter, Open Barrel, Straight, Tin, Uninsulated

View on TE.com >

Terminals & Splices > Spade Terminals







Spade Terminal Type: **Spade Tongue Terminal**

Wire Size: **1021 - 2582 CMA**

Stud Size: **#6, M3.5**

Features

Product Type Features

Terminal Features	Sheared
Shape Description	Spring Spade
Stud Size	#6, M3.5
Sealable	No
Compatible With Discrete Wire Type	Stranded
Wire Insulation Support Retention Type	Non-Insulation Support

Configuration Features

Number of Holes	1

Contact Features

Contact Base Material	Brass
Spade Terminal Type	Spade Tongue Terminal
Barrel Type	Open
Terminal Orientation	Straight
Terminal Plating Material	Tin
Contact Underplating Material	None

Mechanical Attachment

Wire Insulation Support	Without

Dimensions

Wire Size	1021 - 2582 CMA
Stud Diameter	3.49 mm[.135 in]
Tongue Thickness	.51 mm[.02 in]
Product Length	11.94 mm[.47 in]
Barrel Inside Diameter	1.52 mm[.06 in]

Usage Conditions

Insulation Option	Uninsulated
Operating Temperature Range	-40 - 110 °C[-40 - 230 °F]

Operation/Application

Compatible With Wire Base Material	Copper

Industry Standards

Government Qualified Terminal	No

Packaging Features

Packaging Method	Strip/Reel

Product Compliance

For compliance documentation, visit the product page on TE.com>

EU RoHS Directive 2011/65/EU	Compliant
EU ELV Directive 2000/53/EC	Compliant
China RoHS 2 Directive MIIT Order No 32, 2016	No Restricted Materials Above Threshold
EU REACH Regulation (EC) No. 1907/2006	Current ECHA Candidate List: JAN 2024 (240) Candidate List Declared Against: JAN 2024 (240) Does not contain REACH SVHC
Halogen Content	Low Halogen - Br, Cl, F, I < 900 ppm per homogenous material. Also BFR/CFR/PVC Free
Solder Process Capability	Not applicable for solder process capability

Product Compliance Disclaimer

This information is provided based on reasonable inquiry of our suppliers and represents our current actual knowledge based on the information they provided. This information is subject to change. The part numbers that TE has identified as EU RoHS compliant have a maximum concentration of 0.1% by weight in homogenous materials for lead, hexavalent chromium, mercury, PBB, PBDE, DBP, BBP, DEHP, DIBP, and 0.01% for cadmium, or qualify for an exemption to these

limits as defined in the Annexes of Directive 2011/65/EU (RoHS2). Finished electrical and electronic equipment products will be CE marked as required by Directive 2011/65/EU. Components may not be CE marked. Additionally, the part numbers that TE has identified as EU ELV compliant have a maximum concentration of 0.1% by weight in homogenous materials for lead, hexavalent chromium, and mercury, and 0.01% for cadmium, or qualify for an exemption to these limits as defined in the Annexes of Directive 2000/53/EC (ELV). Regarding the REACH Regulation, the information TE provides on SVHC in articles for this part number is based on the latest European Chemicals Agency (ECHA) 'Guidance on requirements for substances in articles' posted at this URL: https://echa.europa.eu/guidance-documents/guidance-on-reach

Compatible Parts



TE Part # 42318-2
SPADE TERMINAL TERMINAL 20-16 AWG TPBR



TE Part # 2150918-2
OC-AT-E-FA-100F-001-0268



TE Part # 7-2150918-7
OC-100F-CRIMPTOOLINGKIT

Customers Also Bought

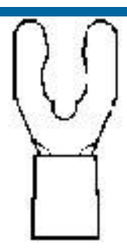

TE Part # 53240-2
PG SP SPD 22-16COMM22-18MIL 6

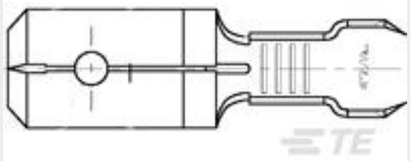

TE Part # 626377-2
TERMINAL FASTON .250 TAB 22-18 AWG TPBR



TE Part # 60187-2
SPRING SPADE CRIMP 18-14 AWG TPBR

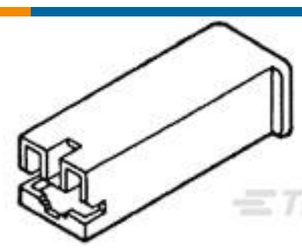

TE Part # 172076-1
POSITIVE LOCK 250 HOUSING RECEPTACLE



TE Part # 52955-1
TERMINAL,PG SPR SPD 16-14 6



TE Part # 63097-1
250 PL MKII REC. 18-14AWG TPBR



TE Part # HD34-18-14PE
REC, 14P, AL, E, 16, P



TE Part # WV-18P
WEDGE LOCK, 18P, REC, GRN, DTV



TE Part # DTV02-18PB
REC, 18P, BLK, N, FLANGE, B



TE Part # 505872P034
VERSAFIT-3/16-0-0.9375IN

Documents

Product Drawings

SPADE TERMINAL 20-16 AWG TPBR

English

CAD Files

3D PDF

3D

Customer View Model

ENG_CVM_CVM_485073-1_L_c-485073-1-l.2d_dxf.zip

English

Customer View Model

ENG_CVM_CVM_485073-1_L_c-485073-1-l.3d_igs.zip

English

Customer View Model

ENG_CVM_CVM_485073-1_L_c-485073-1-l.3d_stp.zip

English

By downloading the CAD file I accept and agree to the Terms and Conditionsof use.

Product Specifications

Engineering Report

English