42799-2 ✔ ACTIVE

FASTON | FASTON 187

TE Internal #: 42799-2

Quick Disconnect Receptacle, Uninsulated, 20 – 16 AWG, .51 – 1.31 mm² Wire, 4.75 mm [.187 in] Tab Width, F-Crimp, Straight, Brass, FASTON 187

View on TE.com >

Terminals & Splices > Quick Disconnects

Quick Disconnect Terminal Type: **Receptacle**

Wire Size: **.51 – 1.31 mm²**

Mating Tab Width: **4.75 mm [.187 in]**

Mating Tab Thickness: **.51 mm [.02 in]**

Features

Product Type Features

Insertion Force	Normal

Configuration Features

Compatible With Wire & Cable Type	Discrete Wire
Connection Capacity	Single

Contact Features

Quick Disconnect Terminal Type	Receptacle
Mating Tab Width	4.75 mm[.187 in]
Mating Tab Thickness	.51 mm[.02 in]
Terminal Orientation	Straight
Contact Base Material	Brass
Terminal Plating Material	Tin
Crimp Type	F-Crimp
Barrel Type	Open

Termination Features

Product Terminates To	Wire & Cable

Mechanical Attachment

Wire Insulation Support	Without
Mating Retention Type	Dimple

Dimensions

Product Length	12.07 mm[.475 in]
Terminal Material Thickness	.3 mm[.012 in]
Wire Size	.51 – 1.31 mm²

Usage Conditions

Insulation Option	Uninsulated
Operating Temperature Range	-40 – 110 °C[-40 – 230 °F]

Industry Standards

Compatible With Agency/Standards Products	CSA, UL

Packaging Features

Packaging Quantity	25000
Packaging Method	Strip/Reel

Product Compliance

For compliance documentation, visit the product page on TE.com>

EU RoHS Directive 2011/65/EU	Compliant
EU ELV Directive 2000/53/EC	Compliant
China RoHS 2 Directive MIIT Order No 32, 2016	No Restricted Materials Above Threshold
EU REACH Regulation (EC) No. 1907/2006	Current ECHA Candidate List: JUNE 2025 (250) Candidate List Declared Against: JUNE 2025 (250) Does not contain REACH SVHC
Halogen Content	Low Halogen - Br, Cl, F < 900 ppm per homogenous material. Also BFR/CFR/PVC Free
Solder Process Capability	Not applicable for solder process capability

Product Compliance Disclaimer

This information is provided based on reasonable inquiry of our suppliers and represents our current actual knowledge based on the information they provided. This information is subject to change. The part numbers that TE has identified as EU RoHS compliant have a maximum concentration of 0.1% by weight in homogenous materials for lead, hexavalent chromium, mercury, PBB, PBDE, DBP, BBP, DEHP, DIBP, and 0.01% for cadmium, or qualify for an exemption to these

limits as defined in the Annexes of Directive 2011/65/EU (RoHS2). Finished electrical and electronic equipment products will be CE marked as required by Directive 2011/65/EU. Components may not be CE marked. Additionally, the part numbers that TE has identified as EU ELV compliant have a maximum concentration of 0.1% by weight in homogenous materials for lead, hexavalent chromium, and mercury, and 0.01% for cadmium, or qualify for an exemption to these limits as defined in the Annexes of Directive 2000/53/EC (ELV). Regarding the REACH Regulation, the information TE provides on SVHC in articles for this part number is based on the latest European Chemicals Agency (ECHA) 'Guidance on requirements for substances in articles' posted at this URL: https://echa.europa.eu/guidance-documents/guidance-on-reach

Compatible Parts

TE Part # 2150452-1
OCEAN_2.0_Applicator-E-090F-REM

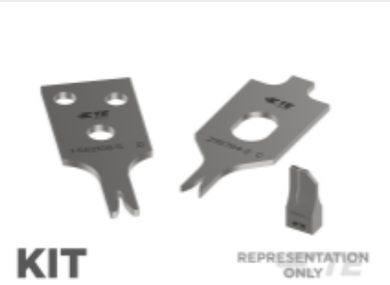

TE Part # 7-2150452-7
OCEAN_2.0_SPARE_PART_KIT-090F

Also in the Series | FASTON 187



Crimp Terminal Housings(40)

Insertion & Extraction Tools(1)

Insulation Boots & Sleeves(1)

PCB Terminals(42)

Quick Disconnects(203)

Customers Also Bought



TE Part #NB11644001
ATUM-6/2-0-SP

TE Part #2-34151-1
PG R 22-16 COMM 22-18 MIL 5/16

TE Part #34830
TERMINAL,BUDG R 16-14HD

TE Part #42168-2
SPRING SPADE TERMINAL 18-14 AWG TPBR

TE Part #60650-2
250 FASTON FLAG REC 18-14 AWG TPBR

TE Part #63477-2
187 FASTON REC 20-16 AWG TPBR

TE Part #160684-4
FF 110 REC 0.5-1.0MM2 TPBR

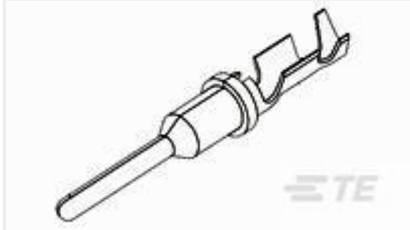

TE Part #638078-3
PIN, SF, SIZE 16, 14-18 AWG, NI/SN

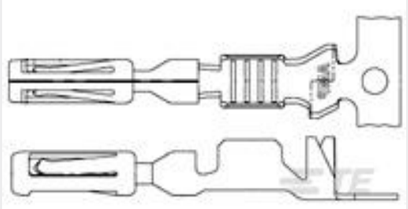

TE Part #770520-3
AMPSEAL,TERMINAL,GOLD PLATE, 16-20AWG WIR



TE Part #964310-1
TAB A 5.8x0.8 CONTACT CF SWS Sn

Documents

Product Drawings

187 FASTON REC 20-16 AWG TPBR

English

CAD Files

Customer View Model

ENG_CVM_CVM_42799-2_AR.2d_dxf.zip

English

3D PDF

3D

Customer View Model

ENG_CVM_CVM_42799-2_AR.3d_igs.zip

English

Customer View Model

ENG_CVM_CVM_42799-2_AR.3d_stp.zip

English

By downloading the CAD file I accept and agree to the Terms and Conditions of use.

Datasheets & Catalog Pages

82004 FASTON Terminals (Insulated and Uninsulated) Catalog - FASTON Receptacles Section

English

Product Specifications

Application Specification

English

Agency Approvals

UL Report

English