PLC-RPT- 24DC/1/CB1-6 - Relay module

1328360

https://www.phoenixcontact.com/us/products/1328360

Please be informed that the data shown in this PDF document is generated from our online catalog. Please find the complete data in the user documentation. Our general terms of use for downloads are valid.



Combination of relay interface and electronic fuse protection on overall width: 6.2 mm, individual configuration of the nominal current (1 A ... 6 A), adjustable output characteristic, active signal output, easy system integration, with Push-in connection

Commercial data

Item number	1328360
Packing unit	1 pc
Minimum order quantity	1 pc
Sales key	C461
Product key	DK62AF
GTIN	4063151621940
Weight per piece (including packing)	40.2 g
Weight per piece (excluding packing)	40.2 g
Customs tariff number	85364190
Country of origin	DE

Technical data

Notes

Notes on operation	Repeated hard short circuits can reduce the melting integral of the integrated backup fuse.
Notes on operation	A suitable flyback diode must be used when switching inductive loads
Notes on operation	If the DIP switches are not covered by an adjacent module, the PLC-ATP partition plate must be used for ESD protection
Notes on operation	The device contains components that can be damaged or destroyed by electrostatic discharge. When handling the device, observe the necessary safety precautions against electrostatic discharge (ESD) according to EN 61340-5-1 and EN 61340-5-2.
Notes on operation	The PLC-ATP separating plate should be installed for safe isolation between adjacent modules
Notes on operation	Do not connect adjacent channels to SELV/ PELV and voltages dangerous to the touch.
Notes on operation	At least one functional insulation against adjacent modules is complied with in the support rail direction. If the application has higher requirements on the insulation (basic or reinforced insulation), then these must be realized through suitable measures (e. g., partition plates).
Notes on operation	Do not use to separate SELV / PELV circuits from other circuits, because safe isolation is not guaranteed.

Product properties

Product type	Relay Module
Product family	PLC-INTERFACE
Application	with integrated electronic circuit breaker
Operating mode	100% operating factor

Insulation characteristics: Air clearances and creepage distances

Insulation	Functional insulation
Overvoltage category	I
Pollution degree	2

Electrical properties

Maximum power dissipation for nominal condition	< 1.6 W
Fuse	electronic

Input data

Operating voltage (U_N)	24 V DC (U_{In+} - U_{A2})
Operating voltage range (DC)	19.2 V DC ... 30 V DC (U_{In+} - U_{A2})
Current consumption (In+)	12 mA
Tripping current (I_N)	1 A (adjustable)
	2 A (adjustable)
	3 A (adjustable)
	4 A (adjustable)

	5 A (adjustable)
	6 A (preset)
Measuring tolerance	± 15 %
Power dissipation	0.06 W (Without load, A1 low)
	0.4 W (Without load, A1 high)
	< 1.6 W (Normal operation)

Switching: Switching input A1

Nominal switch-on voltage	24 V (U_{A1} - U_{A2})
Switch-on voltage range	11 V ... 30 V (U_{A1} - U_{A2})
Switch-off voltage range	0 V ... 2 V (U_{A1} - U_{A2})
Current consumption (I_{A1})	4 mA (24 V)
Switch-on time	36 ms
Switch-off time	10 ms
Switching frequency	≤ 2.5 Hz

Output data

Load circuit: Power MOSFET switching output (positive switching)

Voltage drop	0.16 V (6 A, U_{In+} - U_{out})
Short-circuit switching capacity	100 A DC
	300 A DC (<5 short circuits)
Required backup fuse	Only required if I_{max} of power supply unit > short-circuit switching capacity. Integrated failsafe element
Fail-safe element	15 A
Surge voltage protection	> 33 V
Max. capacitive load	12000 µF (Depending on the current setting and the short-circuit current available)
Shutdown time ()	≤ 15 ms (Short circuit ≥3 x I_N)
	0.1 s (Short circuit 2 ... <3 x I_N)
	1 s (Short circuit 1.5 ... <2 x I_N)
	4 s (Short circuit 1.1 ... <1.5 x I_N)
Undervoltage switch-off	≤ 17.8 V (active)
	≥ 19 V (inactive)
Overvoltage switch-off	≥ 30.5 V (active)
	≤ 29.5 V (inactive)
Waiting time	5 s (Between the pulses)
Number	5 (Start attempts in hiccup mode)

Signal: Feedback contact

Output voltage	U_{In+} - 0.7 V (high level)
Current (Maximum current)	≤ 20 mA
State condition (Normal operation)	low
State condition (Error)	high (Fuse has blown)
State condition (Hiccup mode)	high (After all 5 start attempts have been completed)

Connection data

Connection method	Push-in connection
Stripping length	8 mm
Conductor cross-section rigid	0.14 mm² ... 1.5 mm²
Conductor cross-section flexible	0.14 mm² ... 1.5 mm²
Conductor cross-section flexible (2 conductors with same cross section)	0.5 mm² ... 1.5 mm² (TWIN ferrule with plastic sleeve)
Conductor cross-section AWG	26 ... 14

Dimensions

Item dimensions

Width	6.2 mm
Height	80 mm
Depth	94 mm

Environmental and real-life conditions

Ambient conditions

Degree of protection	IP20
Degree of protection (Installation location)	≥ IP54
Ambient temperature (operation)	-25 °C ... 55 °C (Observe derating in the connected state)
Ambient temperature (storage/transport)	-40 °C ... 70 °C
Altitude	≤ 2000 m (Without derating)
	≤ 3000 m (With correction factor for ambient temperature (operation) x 0.88)
Permissible humidity (operation)	95 %

Approvals

UL, USA/Canada

Identification	UL 2367
	UL 60947-1
	UL 60947-5-1
	CSA C22.2 No. 60947-1
	CSA C22.2 No. 60947-5-1

UL data

Operating mode	Indoor use

Standards and regulations

Electromagnetic compatibility (EMC)

Standards/regulations	EN 61000-6-2
	EN 61000-6-3

Air clearances and creepage distances

Standards/regulations	IEC 60664

Mounting

Mounting type	DIN rail mounting
Assembly note	in rows with zero spacing
Mounting position	any

Approvals

To download certificates, visit the product detail page: https://www.phoenixcontact.com/us/products/1328360

UL Recognized
Approval ID: E317172

cULus Listed
Approval ID: E140324

Classifications

ECLASS

ECLASS-13.0	27140401
ECLASS-15.0	27140401

ETIM

ETIM 9.0	EC003538

Environmental product compliance

EU RoHS

Fulfills EU RoHS substance requirements	Yes
Exemption	7(a), 7(c)-I

China RoHS

Environment friendly use period (EFUP)	EFUP-50
	An article-related China RoHS declaration table can be found in the download area for the respective article under "Manufacturer declaration". For all articles with EFUP-E, no China RoHS declaration table issued and required.

EU REACH SVHC

REACH candidate substance (CAS No.)	Lead(CAS: 7439-92-1)

Accessories

FBST 500-PLC RD - Continuous plug-in bridge

2966786

https://www.phoenixcontact.com/us/products/2966786



Continuous plug-in bridge, length: 500 mm, color: red

FBST 500-PLC BU - Continuous plug-in bridge

2966692

https://www.phoenixcontact.com/us/products/2966692



Continuous plug-in bridge, length: 500 mm, color: blue

FBST 6-PLC RD - Single plug-in bridge

2966236

https://www.phoenixcontact.com/us/products/2966236



Single plug-in bridge, number of positions: 2, length: 6 mm, color: red

FBST 6-PLC BU - Single plug-in bridge

2966812

https://www.phoenixcontact.com/us/products/2966812



Single plug-in bridge, number of positions: 2, length: 6 mm, color: blue

PLC-V8/FLK14/OUT - System connection

2295554

https://www.phoenixcontact.com/us/products/2295554



V8 adapter for 8 x PLC-INTERFACE (6.2 mm), controller: PLC system cabling of output cards, connection 1: IDC/FLK pin strip 1x 14-position, connection 2: Plug-in connection (Can be snapped onto 8x PLC-INTERFACE terminals), connection 3: Screw connection 1x 2-position, number of channels: 8, control logic: positive switching

PLC-V8/D15S/OUT - System connection

2296058

https://www.phoenixcontact.com/us/products/2296058



V8 adapter for 8 x PLC-INTERFACE (6.2 mm), controller: PLC system cabling of output cards, connection 1: D-SUB pin strip 1x 15-position, connection 2: Plug-in connection (Can be snapped onto 8x PLC-INTERFACE terminals), connection 3: Screw connection 1x 2-position, number of channels: 8, control logic: positive switching

PLC-ESK GY - Power terminal block

2966508

https://www.phoenixcontact.com/us/products/2966508



Power terminal block, for the input of up to four potentials, for mounting on NS 35/7.5

PLC-ATP BK - Separating plate

2966841

https://www.phoenixcontact.com/us/products/2966841



Separating plate, 2 mm thick, required at the start and end of a PLC terminal strip. Furthermore, it is used for: visual separation of groups, safe isolation of different voltages of neighboring PLC relays in acc. with DIN VDE 0106-101, isolation

PLC-RPT- 24DC/1/CB1-6 - Relay module

1328360

https://www.phoenixcontact.com/us/products/1328360

REL-MR- 24DC/21 - Single relay

2961105

https://www.phoenixcontact.com/us/products/2961105



Plug-in miniature power relay, with power contact, 1 changeover contact, input voltage 24 V DC

Phoenix Contact 2025 © - all rights reserved
https://www.phoenixcontact.com

Phoenix Contact USA
586 Fulling Mill Road
Middletown, PA 17057, United States
(+717) 944-1300
info@phoenixcon.com