352069-1 ✔ ACTIVE

Z-PACK | Z-PACK 2mm HM

TE Internal #: 352069-1

Hard Metric Backplane Connectors, PCB Mount Receptacle, ≤1 Gb/s, 25 Column, 5 Row, Mezzanine, 125 Position, 2 mm [.078 in] Centerline, Z-PACK 2mm HM

View on TE.com >

Connectors > PCB Connectors > Backplane Connectors > Hard Metric Backplane Connectors >

HM Receptacle Connector: Traditional Backplane, Coplanar, 2mm



PCB Connector Assembly Type: **PCB Mount Receptacle**

Data Rate: **≤1 Gb/s**

Number of Columns: **25**

Number of Rows: **5**

Backplane Architecture: **Mezzanine**

All HM Receptacle Connector: Traditional Backplane, Coplanar, 2mm (48)

Features

Product Type Features

Ground Feature Type	Ground Return Shielding
Backplane Interface Type	2mm HM
Connector System	Board-to-Board
Connector & Contact Terminates To	Printed Circuit Board
PCB Connector Assembly Type	PCB Mount Receptacle
Sealable	No

Configuration Features

Rows Loaded	A, B, C, D, E
Number of Columns	25
Number of Rows	5
Backplane Architecture	Mezzanine
Number of Positions	125

PCB Mount Orientation	Right Angle

Signal Characteristics

Crosstalk Version	Standard
Data Rate	≤1 Gb/s

Body Features

Primary Product Color	Gray

Contact Features

Contact Mating Area Length	3.3 mm
Feedthrough Post Length	3.7 mm
CompactPCI Designation	None
Contact Type	Socket
Contact Underplating Material	Nickel
PCB Contact Termination Area Plating Material	Tin-Lead
Contact Base Material	Phosphor Bronze
Contact Mating Area Plating Material	Gold
Contact Mating Area Plating Material Thickness	.76 µm[30 µin]
Contact Current Rating (Max)	1.5 A

Mechanical Attachment

Mating Alignment Type	Multi-Purpose Center
Connector Mounting Type	Board Mount

Housing Features

Housing Material	Polyester - GF
Centerline (Pitch)	2 mm[.078 in]

Dimensions

Backplane Module Length	50 mm

Usage Conditions

Operating Temperature Range	-55 - 125 °C[-67 - 257 °F]

Operation/Application

Shielded	Yes
Circuit Application	Power & Signal

Industry Standards

UL Flammability Rating	UL 94V-0

Packaging Features

Packaging Quantity	11
Packaging Method	Tube

Product Compliance

For compliance documentation, visit the product page on TE.com>

EU RoHS Directive 2011/65/EU	Not Compliant
EU ELV Directive 2000/53/EC	Compliant with Exemptions
China RoHS 2 Directive MIIT Order No 32, 2016	Restricted Materials Above Threshold
EU REACH Regulation (EC) No. 1907/2006	Current ECHA Candidate List: JAN 2024 (240) Candidate List Declared Against: JAN 2024 (240) SVHC > Threshold: Pb (13% in Component Part) **Article Safe Usage Statements:** Do not eat, drink or smoke when using this product. Wash thoroughly after handling. Recycle if possible and dispose of the article by following all applicable governmental regulations relevant to your geographic location.
Halogen Content	Not Low Halogen - contains Br or Cl > 900 ppm.
Solder Process Capability	Not applicable for solder process capability

Product Compliance Disclaimer

This information is provided based on reasonable inquiry of our suppliers and represents our current actual knowledge based on the information they provided. This information is subject to change. The part numbers that TE has identified as EU RoHS compliant have a maximum concentration of 0.1% by weight in homogenous materials for lead, hexavalent chromium, mercury, PBB, PBDE, DBP, BBP, DEHP, DIBP, and 0.01% for cadmium, or qualify for an exemption to these limits as defined in the Annexes of Directive 2011/65/EU (RoHS2). Finished electrical and electronic equipment products will be CE marked as required by Directive 2011/65/EU. Components may not be CE marked. Additionally, the part numbers that TE has identified as EU ELV compliant have a maximum concentration of 0.1% by weight in homogenous materials for lead, hexavalent chromium, and mercury, and 0.01% for cadmium, or qualify for an exemption to these limits as defined in the Annexes of Directive 2000/53/EC (ELV). Regarding the REACH Regulation, the information TE provides on SVHC in articles for this part number is based on the latest European Chemicals Agency (ECHA) 'Guidance on requirements for substances in articles' posted at this URL: https://echa.europa.eu/guidance-documents/guidance-on-reach

Compatible Parts



TE Part # 1338905-1
EXTRACTION TOOL, 5 ROW

Also in the Series | Z-PACK 2mm HM



Backplane Connector Housings(4)



Backplane Power Connectors(6)



Connector Caps & Covers(62)



Connector Contacts(2)



Connector Hardware(97)



Hard Metric Backplane Connectors (267)



High Speed Backplane Connectors(1)



Insertion & Extraction Tools(2)



Rectangular Power Connectors(87)

Customers Also Bought



TE Part # 100668-1
Z-PACK M.ASSY.154P.



TE Part # 3-2176057-8
RLP73K 3A R36 1% 1K RL



TE Part # 605980-1
FUSION TAPE, .75"X .020"X 30FT



TE Part # 104313-1
010 LOPRO HDR SP 30DP LATCH



TE Part # 9-1879214-2
CPF 0402 3K32 0.1% 25PPM 1K RL



TE Part # 6-102398-8
40 AMPMODU MT ASSY DR .100CL



TE Part # 7-1625868-5
RP 2A 0.25W 31R6 0.1% 25PPM 1K RL



TE Part # 1393255-2
W93-X112-15=M6/M7/M9/W6/W7

Documents

Product Drawings

Z-PACK/B F-HDR.125P

English

CAD Files

Customer View Model

ENG_CVM_CVM_352069-1_F.2d_dxf.zip

English

3D PDF

3D

Customer View Model

ENG_CVM_CVM_352069-1_F.3d_igs.zip

English

Customer View Model

ENG_CVM_CVM_352069-1_F.3d_stp.zip

English

By downloading the CAD file I accept and agree to the Terms and Conditionsof use.

Product Specifications

Application Specification

English

Instruction Sheets

INSERTION TOOL FOR Z-PACK 2mm HM CONN.

Japanese

Instruction Sheet (non U.S.)

Japanese