201298-3 ✔ ACTIVE

AMP | AMP M Series

TE Internal #: 201298-3

14 Position, Receptacle, Housing, Crimp, Cable-to-Cable / Cable-to-Panel, UL 94V-0, 3.81 mm [.15 in] Centerline, 3 Row, 250 VAC, AMP M Series

View on TE.com >

Connectors > Rectangular Connectors > Standard Rectangular Connectors







Connector Product Type: **Housing**

Connector & Housing Type: **Receptacle**

Termination Method to Wire & Cable: **Crimp**

Connector System: **Cable-to-Cable, Cable-to-Panel**

Contact Retention Within Housing: **With**

Features

Product Type Features

Connector Product Type	Housing
Connector & Housing Type	Receptacle
Connector System	Cable-to-Cable, Cable-to-Panel
Sealable	No
Connector & Contact Terminates To	Wire & Cable

Configuration Features

Number of Positions	14
Number of Rows	3
Number of Power Positions	14
Number of Signal Positions	14

Electrical Characteristics

Operating Voltage	250 VDC

Body Features

Primary Product Color	Blue

Contact Features

Contact Retention Within Housing	With
Contact Type	Socket
Contact Current Rating (Max)	13 A

Termination Features

Termination Method to Wire & Cable	Crimp

Mechanical Attachment

Panel Mount Feature	With
Panel Mount Feature Type	Screw Mount
Connector Mounting Type	Panel Mount

Housing Features

Centerline (Pitch)	3.81 mm[.15 in]
Housing Material	Diallyl Phthalate

Dimensions

Connector Width	11.18 mm[.44 in]
Connector Height	31.75 mm[1.25 in]
Connector Length	23.24 mm[.915 in]
Row-to-Row Spacing	3.3 mm[.13 in]
Wire Size	.05 – 2 mm^2

Usage Conditions

Operating Temperature Range	-65 – 125 °C[-85 – 257 °F]

Operation/Application

Circuit Application	Power & Signal

Industry Standards

UL Flammability Rating	UL 94V-0
Glow Wire Rating	Standard Part - Not Glow Wire

Packaging Features

Packaging Quantity	261
Packaging Method	Carton

Product Compliance

For compliance documentation, visit the product page on TE.com>

EU RoHS Directive 2011/65/EU	Compliant
EU ELV Directive 2000/53/EC	Compliant
China RoHS 2 Directive MIIT Order No 32, 2016	No Restricted Materials Above Threshold
EU REACH Regulation (EC) No. 1907/2006	Current ECHA Candidate List: JUNE 2025 (250) Candidate List Declared Against: JAN 2024 (240) SVHC > Threshold: tris(2-methoxyethoxy)vinylsilane (.11% in Component Part) Article Safe Usage Statements: Do not eat, drink or smoke when using this product. Wash thoroughly after handling. Recycle if possible and dispose of the article by following all applicable governmental regulations relevant to your geographic location.
Halogen Content	Not Low Halogen - contains Br or Cl > 900 ppm.
Solder Process Capability	Wave solder capable to 265°C

Product Compliance Disclaimer

This information is provided based on reasonable inquiry of our suppliers and represents our current actual knowledge based on the information they provided. This information is subject to change. The part numbers that TE has identified as EU RoHS compliant have a maximum concentration of 0.1% by weight in homogenous materials for lead, hexavalent chromium, mercury, PBB, PBDE, DBP, BBP, DEHP, DIBP, and 0.01% for cadmium, or qualify for an exemption to these limits as defined in the Annexes of Directive 2011/65/EU (RoHS2). Finished electrical and electronic equipment products will be CE marked as required by Directive 2011/65/EU. Components may not be CE marked. Additionally, the part numbers that TE has identified as EU ELV compliant have a maximum concentration of 0.1% by weight in homogenous materials for lead, hexavalent chromium, and mercury, and 0.01% for cadmium, or qualify for an exemption to these limits as defined in the Annexes of Directive 2000/53/EC (ELV). Regarding the REACH Regulation, the information TE provides on SVHC in articles for this part number is based on the latest European Chemicals Agency (ECHA) 'Guidance on requirements for substances in articles' posted at this URL: https://echa.europa.eu/guidance-documents/guidance-on-reach

Compatible Parts



TE Part # 200389-2
GUIDE PIN KIT



TE Part # 201297-1
MALE BLOCK 14 PL.

Also in the Series | AMP M Series



Board-to-Board Jumpers & Shunts(4)



Connector Caps & Covers(14)



Connector Contacts(51)



Connector Strain Relief(13)



PCB Headers & Receptacles(9)



Rack & Panel Connectors(1)



Rectangular Power Connectors(82)



Wire-to-Board Headers & Receptacles (1)

Customers Also Bought



TE Part #M3041-000005-100PG
PRESS XDCR M3041-000005-100PG



TE Part #200277-4
BLOCK,50 POSN,M SERIES



TE Part #200512-3
FEMALE BLOCK 26 PL.



TE Part #204814-1
GROUNDING CONN. 34 POS. ASY.



TE Part #207088-1
METRIMATE,STR REL KIT,24P



TE Part #207152-1
6 POS SQ GRID METRIMATE-PLUG



TE Part #207377-1
HSG,PLUG 6 POSN,METRIMATE



TE Part #211766-1
CPC PLUG ASSEMBLY SIZE 17-9



TE Part #213427-1
RECPT HSG,3PWR,12 SGNL,METRI



TE Part #1623927-2
CFR16 5% 100R

Documents

Product Drawings

FEMALE BLOCK 14 POS

English

CAD Files

3D PDF

3D

Customer View Model

ENG_CVM_CVM_201298-3_AH.2d_dxf.zip

English

Customer View Model

ENG_CVM_CVM_201298-3_AH.3d_igs.zip

English

Customer View Model

ENG_CVM_CVM_201298-3_AH.3d_stp.zip

English

By downloading the CAD file I accept and agree to the Terms and Conditions of use.

Datasheets & Catalog Pages

M_SERIES_PIN_AND_SOCKET_CONNECTORS

English

Instruction Sheets

Instruction Sheet (U.S.)

English

AMP 14 Position Series "M" -SM & "M" -DM Connectors

English

Agency Approvals

Agency Approval Document

English