536098-5 ✔ ACTIVE

EUROCARD | Eurocard Type R

TE Internal #: 536098-5

Plug, Board-to-Board, 64 Position, 2.54 mm [.1 in] Centerline, Printed Circuit Board, 3 Row, Vertical, 32 Column, Eurocard Type R, Eurocard Connectors

View on TE.com >

Connectors > PCB Connectors > Backplane Connectors > Eurocard Connectors







Connector & Housing Type: **Plug**

Connector System: **Board-to-Board**

Termination Post & Tail Length: **5.59 mm [.22 in]**

Number of Positions: **64**

Centerline (Pitch): **2.54 mm [.1 in]**

Features

Product Type Features

Make First / Break Last Contacts Loaded	Rows A,B,C- 1-32
Connector & Housing Type	Plug
Connector System	Board-to-Board
Connector & Contact Terminates To	Printed Circuit Board
DIN Size	Standard
DIN Level	II

Configuration Features

Mating & Unmating Configuration	Make First / Break Last
Number of Positions	64
Number of Rows	3
PCB Mount Orientation	Vertical
Number of Columns	32
Number of Signal Positions	64
Rows Loaded	A, C

Contact Features

Contact Mating Area Plating Material Thickness	.076 – .127 µm[3 – 5 µin]
PCB Contact Termination Area Plating Material Thickness	2.54 – 5.08 µm
Contact Mating Area Plating Material	Gold (Au)
Contact Base Material	Phosphor Bronze
PCB Contact Termination Area Plating Material	Tin-Lead
Contact Type	Pin
Contact Current Rating (Max)	3 A

Termination Features

Termination Method to PCB	Through Hole - Press-Fit
Termination Post & Tail Length	5.59 mm[.22 in]

Mechanical Attachment

Connector Mounting Type	Board Mount
Panel Mount Feature	Without
PCB Mount Retention	With
Mating Retention	With
Mating Alignment Type	Polarization
PCB Mount Retention Type	Action/Compliant Tail
Mating Alignment	With
PCB Mount Alignment	Without

Housing Features

Housing Material	Polyester GF
Centerline (Pitch)	2.54 mm[.1 in]

Dimensions

PCB Thickness (Recommended)	2.36 mm[.093 in]
Connector Height	11.51 mm[.452 in]
Row-to-Row Spacing	2.54 mm[.1 in]

Usage Conditions

Operating Temperature Range	-55 – 105 °C[-67 – 221 °F]

Operation/Application

Shielded	No
Circuit Application	Signal

Packaging Features

Packaging Method	Box

Product Compliance

For compliance documentation, visit the product page on TE.com>

EU RoHS Directive 2011/65/EU	Not Compliant
EU ELV Directive 2000/53/EC	Compliant with Exemptions
China RoHS 2 Directive MIIT Order No 32, 2016	Restricted Materials Above Threshold
EU REACH Regulation (EC) No. 1907/2006	Current ECHA Candidate List: JUNE 2025 (250) Candidate List Declared Against: JUNE 2025 (250) SVHC > Threshold: Pb (13% in 4690948374) **Article Safe Usage Statements:** Do not eat, drink or smoke when using this product. Wash thoroughly after handling. Recycle if possible and dispose of the article by following all applicable governmental regulations relevant to your geographic location.
Halogen Content	Not Low Halogen - contains Br or Cl > 900 ppm.
Solder Process Capability	Not applicable for solder process capability

Product Compliance Disclaimer

This information is provided based on reasonable inquiry of our suppliers and represents our current actual knowledge based on the information they provided. This information is subject to change. The part numbers that TE has identified as EU RoHS compliant have a maximum concentration of 0.1% by weight in homogenous materials for lead, hexavalent chromium, mercury, PBB, PBDE, DBP, BBP, DEHP, DIBP, and 0.01% for cadmium, or qualify for an exemption to these limits as defined in the Annexes of Directive 2011/65/EU (RoHS2). Finished electrical and electronic equipment products will be CE marked as required by Directive 2011/65/EU. Components may not be CE marked. Additionally, the part numbers that TE has identified as EU ELV compliant have a maximum concentration of 0.1% by weight in homogenous materials for lead, hexavalent chromium, and mercury, and 0.01% for cadmium, or qualify for an exemption to these limits as defined in the Annexes of Directive 2000/53/EC (ELV). Regarding the REACH Regulation, the information TE provides on SVHC in articles for this part number is based on the latest European Chemicals Agency (ECHA) 'Guidance on requirements for substances in articles' posted at this URL: https://echa.europa.eu/guidance-documents/guidance-on-reach

Compatible Parts



TE Part # 5650870-5
ASSEMBLY,RECEPTACLE,EURO,TYPE



TE Part # 5650897-4
ASSY,RECEPT,EURO,TYPE R,L-FREE, A&C,64/96

Also in the Series | Eurocard Type R



Eurocard Connectors(78)



Standard Edge Connectors(1)

Customers Also Bought



TE Part #02560406-000
LVDT MHR 010 ASSY



TE Part #MS583730BA01-50
MS5837-30BA01 30BA T&R PRESSURE SEN



TE Part #CONSMA002-L
SMA Jack 50 Ohm PCB Through Hole



TE Part #NB17224001
RNF-150-1-0-SP



TE Part #0600-00040
ANT,2.4GHZ,2.0DBI SWIVEL, FL W/ U.FL, 4I



TE Part #NB11382001
ATUM-52/13-0-STK



TE Part #7-1393239-3
RT31L012



TE Part #6116202-1
MJ,TE,8P,COMPL.PIN,CAT5,PC

TE Part #02560410-006
LVDT MHR 250 MC ASSY

TE Part #US381-000002-010BA
PRESS XDCR US381-000002-010BA

Documents

Product Drawings

064 EURO TYP R PIN AP MFBL ASY

English

CAD Files

3D PDF

English

Customer View Model

ENG_CVM_536098-5_K.2d_dxf.zip

English

Customer View Model

ENG_CVM_536098-5_K.3d_igs.zip

English

Customer View Model

ENG_CVM_536098-5_K.3d_stp.zip

English

By downloading the CAD file I accept and agree to the **Terms and Conditions** of use.

Product Specifications

Application Specification

English