2173132-1 ✔ ACTIVE

ELCON | ELCON Mini

TE Internal #: 2173132-1

PCB Mount Header, Vertical, Cable-to-Board, 4 Position, 7.8 mm [.307 in] Centerline, Fully Shrouded, Silver (Ag), Through Hole - Solder, ELCON Mini

View on TE.com >

Connectors > PCB Connectors > PCB Headers & Receptacles





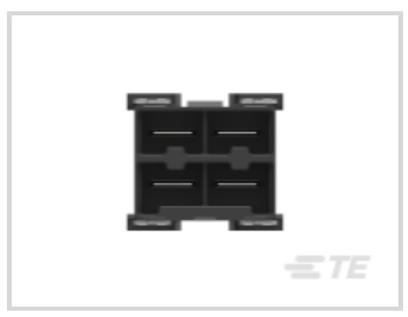

PCB Connector Type: **PCB Mount Header**

Connector System: **Cable-to-Board**

Number of Positions: **4**

Number of Rows: **2**

Centerline (Pitch): **7.8 mm [.307 in]**

Features

Product Type Features

Connector Shape	Rectangular
PCB Connector Type	PCB Mount Header
Connector System	Cable-to-Board
Header Type	Fully Shrouded
Sealable	No
Connector & Contact Terminates To	Printed Circuit Board
Connector Product Type	Connector Assembly

Configuration Features

Number of Positions	4
Number of Rows	2
PCB Mount Orientation	Vertical
Number of Power Positions	4

Electrical Characteristics

Insulation Resistance	1000 MΩ

Operating Voltage	500 VDC

Body Features

Primary Product Color	Black

Contact Features

Contact Layout	Matrix
Contact Base Material	Copper Alloy
Contact Mating Area Plating Material	Silver (Ag)
Contact Type	Tab
Contact Current Rating (Max)	20 A
PCB Contact Termination Area Plating Material	Silver
Contact Mating Area Plating Material Thickness	3 µm[118.11 µin]

Termination Features

Termination Post & Tail Length	2.95 mm[.116 in]
Termination Method to PCB	Through Hole - Solder

Mechanical Attachment

Mating Retention	Without
PCB Mount Retention Type	Boardlock
Mating Alignment Type	Polarization
Connector Mounting Type	Board Mount
Mating Alignment	With
PCB Mount Alignment	Without
PCB Mount Retention	With

Housing Features

Centerline (Pitch)	7.8 mm[.307 in]
Housing Material	LCP GF30

Dimensions

Row-to-Row Spacing	6.24 mm[.246 in]
Connector Width	16.54 mm[.65 in]
PCB Thickness (Recommended)	1.6 mm[.063 in]
Connector Height	13.4 mm[.53 in]
Connector Length	18.9 mm[.74 in]

Usage Conditions

Operating Temperature (Max)	125 °C[257 °F]
Operating Temperature Range	-40 – 125 °C[-40 – 257 °F]

Operation/Application

Circuit Application	Power

Industry Standards

Glow Wire Rating	Standard Part - Not Glow Wire
UL Flammability Rating	UL 94V-0

Packaging Features

Packaging Quantity	100
Packaging Method	Reel

Product Compliance

For compliance documentation, visit the product page on TE.com>

EU RoHS Directive 2011/65/EU	Compliant
EU ELV Directive 2000/53/EC	Compliant
China RoHS 2 Directive MIIT Order No 32, 2016	No Restricted Materials Above Threshold
EU REACH Regulation (EC) No. 1907/2006	Current ECHA Candidate List: JUNE 2025 (250) Candidate List Declared Against: JUNE 2025 (250) Does not contain REACH SVHC
Halogen Content	Low Halogen - Br, Cl, F < 900 ppm per homogenous material. Also BFR/CFR/PVC Free
Solder Process Capability	Pin-in-Paste capable to 260°C

Product Compliance Disclaimer

This information is provided based on reasonable inquiry of our suppliers and represents our current actual knowledge based on the information they provided. This information is subject to change. The part numbers that TE has identified as EU RoHS compliant have a maximum concentration of 0.1% by weight in homogenous materials for lead, hexavalent chromium, mercury, PBB, PBDE, DBP, BBP, DEHP, DIBP, and 0.01% for cadmium, or qualify for an exemption to these limits as defined in the Annexes of Directive 2011/65/EU (RoHS2). Finished electrical and electronic equipment products will be CE marked as required by Directive 2011/65/EU. Components may not be CE marked. Additionally, the part numbers that TE has identified as EU ELV compliant have a maximum concentration of 0.1% by weight in homogenous materials for lead, hexavalent chromium, and mercury, and 0.01% for cadmium, or qualify for an exemption to these limits as defined in the Annexes of Directive 2000/53/EC (ELV). Regarding the REACH Regulation, the information TE provides on SVHC in articles for this part number is based on the latest European Chemicals Agency (ECHA) 'Guidance on requirements for substances in articles' posted at this URL: https://echa.europa.eu/guidance-documents/guidance-on-reach

Compatible Parts



TE Part # 2173200-2
ELCON MINI 4P CABLE CONN



TE Part # 2173200-1
ELCON MINI 4P CABLE CONN,TRAY PACKAGED

Also in the Series | ELCON Mini



PCB Headers & Receptacles(19)



Rectangular Connector Housings(6)



Rectangular Power Connectors(25)



Standard Rectangular Connectors(6)



Wire-to-Board Connector Assemblies & Housings(5)

Customers Also Bought



TE Part #6-104068-3
34 SYSTEM 50 HDR DRST SHRD



TE Part #1721261-5
OJE-SS-112LMH2

TE Part #1-1721539-7
OJE-SS-112HM2.000T0



TE Part #1-1761987-8
ReceptacleConnAssm38PosTape/Re



TE Part #1888321-1
Shielded Receptacle Assembly,



TE Part #1888617-1
Cage Assy, QSFP, Through Bezel

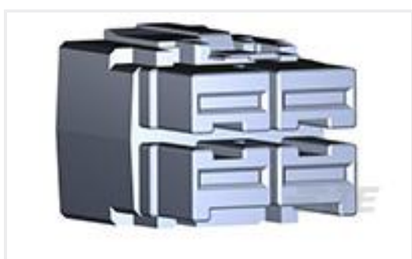

TE Part #2173200-1
ELCON MINI 4P CABLE CONN,TRAY PACKAGED



TE Part #3-2176326-4
CRGP 0603 5K6 1%

TE Part #1878032-7
487-322-00

TE Part #2373238-1
487-322-01

Documents

Product Drawings

ELCON MINI 4P VERT HEADER,UNSHIELDED,SOL

English

CAD Files

3D PDF

3D

Customer View Model

ENG_CVM_CVM_2173132-1_B.2d_dxf.zip

English

Customer View Model

ENG_CVM_CVM_2173132-1_B.3d_igs.zip

English

Customer View Model

ENG_CVM_CVM_2173132-1_B.3d_stp.zip

English

By downloading the CAD file I accept and agree to the Terms and Conditions of use.

Datasheets & Catalog Pages

ELCON Mini Power Interconnects QRG (English)

English

Product Specifications

Application Specification

English

Agency Approvals

UL

English