556881-4 ✔ ACTIVE

AMP

TE Internal #: 556881-4

PCB Mount Receptacle, Vertical, Wire-to-Board, 4 Position, 11.18 mm [.44 in] Centerline, Fully Shrouded, Tin (Sn), Through Hole - Solder, Power, Black

View on TE.com >

Connectors > PCB Connectors > PCB Headers & Receptacles

PCB Connector Type: **PCB Mount Receptacle**

PCB Mount Orientation: **Vertical**

Connector System: **Wire-to-Board**

Number of Positions: **4**

Centerline (Pitch): **11.18 mm [.44 in]**

Features

Product Type Features

Mixed & Hybrid Header	No
Connector Shape	Rectangular
PCB Connector Type	PCB Mount Receptacle
Connector System	Wire-to-Board
Header Type	Fully Shrouded
Sealable	No
Connector & Contact Terminates To	Printed Circuit Board
Connector Product Type	Connector Assembly

Configuration Features

Number of Columns	4
Number of Loaded Positions	4
Connector Contact Load Condition	Fully Loaded
PCB Mount Orientation	Vertical
Number of Positions	4

Number of Rows	1
Number of Power Positions	4

Electrical Characteristics

Operating Voltage	600 VDC

Body Features

Primary Product Color	Black

Contact Features

Contact Underplating Material	Nickel
Contact Underplating Material Thickness	1.27 µm[50 µin]
PCB Contact Termination Area Plating Material Finish	Matte
Contact Shape & Form	Dual Beam
PCB Contact Termination Area Plating Material Thickness	3.81 µm[150 µin]
Contact Layout	Inline
Contact Base Material	Copper Alloy
Contact Mating Area Plating Material	Tin (Sn)
Contact Mating Area Plating Material Finish	Matte
Contact Mating Area Plating Material Thickness	3.81 µm[150 µin]
Contact Type	Tab
Contact Current Rating (Max)	30 A
PCB Contact Termination Area Plating Material	Tin

Termination Features

Termination Post & Tail Length	4.9 mm[.193 in]
Termination Method to PCB	Through Hole - Solder

Mechanical Attachment

Panel Mount Feature	Without
Mating Retention Type	Locking Tab
Mating Alignment Type	Polarization
PCB Mount Retention Type	Mounting Ears
PCB Mount Alignment Type	Polarization
PCB Mount Alignment	With
Mating Retention	With
PCB Mount Retention	With

Connector Mounting Type	Board Mount
Mating Alignment	With

Housing Features

Mating Entry Location	Top
Centerline (Pitch)	11.18 mm[.44 in]
Housing Material	Polyphthalamide

Dimensions

Connector Width	12.73 mm[.501 in]
PCB Thickness (Recommended)	1.57 – 3.18 mm[.062 – .125 in]
Connector Height	14.43 mm[.568 in]
Connector Length	68.97 mm[2.715 in]

Usage Conditions

Operating Temperature (Max)	105 °C[221 °F]
Operating Temperature Range	0 – 105 °C[32 – 221 °F]

Operation/Application

Circuit Application	Power

Industry Standards

Compatible With Agency/Standards Products	CSA, UL
UL Rating	Recognized
Compatible With Approved Standards Products	UL E28476
UL Flammability Rating	UL 94V-0

Packaging Features

Packaging Quantity	100
Packaging Method	Box

Product Compliance

For compliance documentation, visit the product page on TE.com>

EU RoHS Directive 2011/65/EU	Compliant
EU ELV Directive 2000/53/EC	Compliant
China RoHS 2 Directive MIIT Order No 32, 2016	No Restricted Materials Above Threshold
EU REACH Regulation (EC) No. 1907/2006	Current ECHA Candidate List: JUNE 2025 (250)

	Candidate List Declared Against: JUNE 2025 (250) Does not contain REACH SVHC
Halogen Content	Not Low Halogen - contains Br or Cl > 900 ppm.
Solder Process Capability	Not applicable for solder process capability

Product Compliance Disclaimer

This information is provided based on reasonable inquiry of our suppliers and represents our current actual knowledge based on the information they provided. This information is subject to change. The part numbers that TE has identified as EU RoHS compliant have a maximum concentration of 0.1% by weight in homogenous materials for lead, hexavalent chromium, mercury, PBB, PBDE, DBP, BBP, DEHP, DIBP, and 0.01% for cadmium, or qualify for an exemption to these limits as defined in the Annexes of Directive 2011/65/EU (RoHS2). Finished electrical and electronic equipment products will be CE marked as required by Directive 2011/65/EU. Components may not be CE marked. Additionally, the part numbers that TE has identified as EU ELV compliant have a maximum concentration of 0.1% by weight in homogenous materials for lead, hexavalent chromium, and mercury, and 0.01% for cadmium, or qualify for an exemption to these limits as defined in the Annexes of Directive 2000/53/EC (ELV). Regarding the REACH Regulation, the information TE provides on SVHC in articles for this part number is based on the latest European Chemicals Agency (ECHA) 'Guidance on requirements for substances in articles' posted at this URL: https://echa.europa.eu/guidance-documents/guidance-on-reach

Compatible Parts

TE Part # 556879-4
PLUG HSG,AMPINNERGY WTB,4 POS

Customers Also Bought

TE Part #8-53418-1
TERMINAL,PIDG PVF2 R 16-14 10



TE Part #6-102618-8
40 MODII HDR DRST SHRD .100CL



TE Part #7-102618-3
50 MODII HDR DRST SHRD .100CL



TE Part #216602-5
5P HV190 FEDERLEIS

TE Part #556879-4
PLUG HSG,AMPINNERGY WTB,4 POS

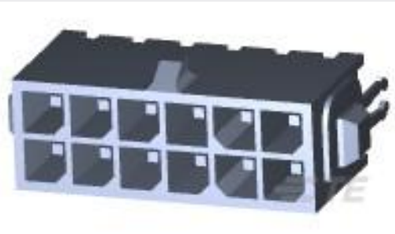

TE Part #4-794680-2
12P MICRO MNL ASSY,VRT,THRU LF



TE Part #796695-3
3 POS TERMI-BLOK HDR 900 POLAR

TE Part #1735244-6
1mm FFC DIP V ASSY 6P NAT, Au plated

TE Part #103673-4
05 MTE HDR SRRA LATCH W/HLDWN

TE Part #1375876-2
PLUG CONT,PLATED,0.8MM MIC INT

Documents

Product Drawings

RCPT ASY,VRT,AMPINRGY WTB,4POS

English

CAD Files

3D PDF

English

Customer View Model

ENG_CVM_556881-4_D.2d_dxf.zip

English

Customer View Model

ENG_CVM_556881-4_D.3d_igs.zip

English

Customer View Model

ENG_CVM_556881-4_D.3d_stp.zip

English

By downloading the CAD file I accept and agree to the Terms and Conditions of use.

Datasheets & Catalog Pages

1654742_HOUSEHOLD_APPLIANCES_RAST5

English

POWER_CONNECTORS_CATALOG_SEC02_CABLE_MOUNTED

English

Product Specifications

Application Specification

English

Application Specification

English

Instruction Sheets

Instruction Sheet (U.S.)

English

Agency Approvals

Agency Approval Document

English