216432-4 SUPERSEDED

EUROCARD

TE Internal #: 216432-4

TE Internal Description: 64P.IEC-C MALE CONN

View on TE.com >

Connectors > PCB Connectors > Backplane Connectors > Eurocard Connectors







Connector & Housing Type: **Plug**

Connector System: **Board-to-Board**

Termination Post & Tail Length: **2.64 mm [.104 in]**

Number of Positions: **64**

Centerline (Pitch): **2.54 mm [.1 in]**

Features

Product Type Features

Connector & Housing Type	Plug
Connector System	Board-to-Board
Connector & Contact Terminates To	Printed Circuit Board
DIN Size	Standard
DIN Level	II

Configuration Features

Number of Positions	64
Number of Rows	3
PCB Mount Orientation	Vertical
Number of Columns	32
Rows Loaded	A, C
Number of Signal Positions	64

Termination Features

Termination Post & Tail Length	2.64 mm[.104 in]

Mechanical Attachment

Connector Mounting Type	Board Mount

Housing Features

Centerline (Pitch)	2.54 mm[.1 in]

Dimensions

Row-to-Row Spacing	2.54 mm[.1 in]

Operation/Application

Circuit Application	Signal

Product Compliance

For compliance documentation, visit the product page on TE.com>

EU RoHS Directive 2011/65/EU	Compliant
EU ELV Directive 2000/53/EC	Compliant
China RoHS 2 Directive MIIT Order No 32, 2016	No Restricted Materials Above Threshold
EU REACH Regulation (EC) No. 1907/2006	Current ECHA Candidate List: JUNE 2025 (250) Candidate List Declared Against: JAN 2024 (240) Does not contain REACH SVHC
Halogen Content	Not Low Halogen - contains Br or Cl > 900 ppm.
Solder Process Capability	Not applicable for solder process capability

Product Compliance Disclaimer

This information is provided based on reasonable inquiry of our suppliers and represents our current actual knowledge based on the information they provided. This information is subject to change. The part numbers that TE has identified as EU RoHS compliant have a maximum concentration of 0.1% by weight in homogenous materials for lead, hexavalent chromium, mercury, PBB, PBDE, DBP, BBP, DEHP, DIBP, and 0.01% for cadmium, or qualify for an exemption to these limits as defined in the Annexes of Directive 2011/65/EU (RoHS2). Finished electrical and electronic equipment products will be CE marked as required by Directive 2011/65/EU. Components may not be CE marked. Additionally, the part numbers that TE has identified as EU ELV compliant have a maximum concentration of 0.1% by weight in homogenous materials for lead, hexavalent chromium, and mercury, and 0.01% for cadmium, or qualify for an exemption to these limits as defined in the Annexes of Directive 2000/53/EC (ELV). Regarding the REACH Regulation, the information TE provides on SVHC in articles for this part number is based on the latest European Chemicals Agency (ECHA) 'Guidance on requirements for substances in articles' posted at this URL: https://echa.europa.eu/guidance-documents/guidance-on-reach

Customers Also Bought



TE Part #329636
TERMINAL,PIDG R 24-20 2



TE Part #3-338315-2
25POS.HD20 REC.ASSY



TE Part #350218-6
UMNL PIN 20-14 .0125AUPHBZ



TE Part #1-1564546-1
2POS,TAB 5.8X0.8,TAB HSG,ASSY



TE Part #1623804-8
SQZ10 3R3 5% WIRE



TE Part #1761987-9
ReceptacleConnAssm38PosTape/Re



TE Part #2108994-1
4G LTE Antenna (PCB Type), T&R PKG



TE Part #4-2176331-1
CRGP 2512 22K 1%



TE Part #5120524-1
1FHR,64,30A/S,S,N,S14,15

TE Part #1-2063771-5
LOCATOR ASSEMBLY, PIN

Documents

Product Drawings

64P.IEC-C MALE CONN

English

64P.IEC-C MALE CONN

English

CAD Files

Customer View Model

ENG_CVM_CVM_216432-4_B.2d_dxf.zip

English

3D PDF

3D

Customer View Model

ENG_CVM_CVM_216432-4_B.3d_igs.zip

English

Customer View Model

ENG_CVM_CVM_216432-4_B.3d_stp.zip

English

By downloading the CAD file I accept and agree to the Terms and Conditions of use.