1-1415898-6 ✔ ACTIVE

SCHRACK | SCHRACK Power PCB Relay RT Inrush Power

TE Internal #: 1-1415898-6

General Purpose Power Relay, DC, Monostable, 1 Form A SPST-NO, 16 A Contact Rating, 5 VDC Coil Voltage, SCHRACK Power PCB Relay RT Inrush Power

View on TE.com >

Relays & Contactors > Electromechanical Relays > PCB Power Relay: 16 Amp, Inrush



Relay & Contactor Type: **General Purpose Power Relay**

Coil Magnetic System: **Monostable**

Contact Arrangement: **1 Form A SPST-NO**

Current Type: **DC**

Contact Current Rating: **16 A**

All PCB Power Relay: 16 Amp, Inrush (17)

Features

Product Type Features

Relay & Contactor Type	General Purpose Power Relay

Configuration Features

Contact Special Features	W Pre-Make Contact
Contact Number of Poles	1
Coil Special Features	UL Coil Insulation Class F
Contact Arrangement	1 Form A SPST-NO

Electrical Characteristics

Contact Limiting Making Current	165 A
Contact Limiting Continuous Current	16 A
Contact Limiting Breaking Current	16 A
Insulation Initial Dielectric Between Open Contacts	1250 Vrms
Contact Switching Voltage (Max)	400 VAC

Coil Resistance	62 Ω
Contact Current Rating	16 A
Coil Voltage Rating	5 VDC
Contact Voltage Rating	250 VAC
Coil Power Rating DC	.403 W
Insulation Initial Dielectric Between Contacts & Coil	5000 Vrms

Body Features

Product Weight	14 g[.494 oz]
Enclosure Type	Flux Resistant Automatic Solder Capable

Contact Features

Contact Material	W + AgSnO2

Termination Features

Main Termination & Connection Type	Solder Pins
Coil Termination & Connection Type	Solder Pins

Mechanical Attachment

Product Mount Type	Board Mount

Dimensions

Insulation Clearance Between Contact & Coil	10 mm[.394 in]
Insulation Creepage Between Contact & Coil	10 mm[.394 in]
Product Width	12.7 mm[.5 in]
Product Length	29 mm[1.141 in]
Product Height	15.7 mm[.618 in]

Usage Conditions

Operating Temperature Range	-40 – 105 °C[-40 – 221 °F]
Environmental Category of Protection	RTII
Environmental Ambient Temperature (Max)	105 °C[221 °F]

Operation/Application

Solder Process	Wave Solder Capable
Coil Magnetic System	Monostable
Current Type	DC

Packaging Features

Packaging Method	Carton, Tube

Other

Coil Power Rating Class	>.3 – ≤.6 W
Contact Current Class	>10 – ≤16 A
Height Class (Mechanical)	>14 – ≤16 mm[>.551 – ≤.63 in]
Length Class (Mechanical)	>22 – ≤33 mm[>.866 – ≤1.299 in]
Width Class (Mechanical)	>11 – ≤14 mm[>.433 – ≤.551 in]

Product Compliance

For compliance documentation, visit the product page on TE.com>

EU RoHS Directive 2011/65/EU	Compliant
EU ELV Directive 2000/53/EC	Compliant
China RoHS 2 Directive MIIT Order No 32, 2016	No Restricted Materials Above Threshold
EU REACH Regulation (EC) No. 1907/2006	Current ECHA Candidate List: JUNE 2025 (250) Candidate List Declared Against: JUNE 2025 (250) Does not contain REACH SVHC
Halogen Content	Not Low Halogen - contains Br or Cl > 900 ppm.
Solder Process Capability	Wave solder capable to 265°C

Product Compliance Disclaimer

This information is provided based on reasonable inquiry of our suppliers and represents our current actual knowledge based on the information they provided. This information is subject to change. The part numbers that TE has identified as EU RoHS compliant have a maximum concentration of 0.1% by weight in homogenous materials for lead, hexavalent chromium, mercury, PBB, PBDE, DBP, BBP, DEHP, DIBP, and 0.01% for cadmium, or qualify for an exemption to these limits as defined in the Annexes of Directive 2011/65/EU (RoHS2). Finished electrical and electronic equipment products will be CE marked as required by Directive 2011/65/EU. Components may not be CE marked. Additionally, the part numbers that TE has identified as EU ELV compliant have a maximum concentration of 0.1% by weight in homogenous materials for lead, hexavalent chromium, and mercury, and 0.01% for cadmium, or qualify for an exemption to these limits as defined in the Annexes of Directive 2000/53/EC (ELV). Regarding the REACH Regulation, the information TE provides on SVHC in articles for this part number is based on the latest European Chemicals Agency (ECHA) 'Guidance on requirements for substances in articles' posted at this URL: https://echa.europa.eu/guidance-documents/guidance-on-reach

Compatible Parts



TE Part # 7-1415898-7
RTSET005

Also in the Series | SCHRACK Power PCB Relay RT Inrush Power

DC Relays(33)

Electromechanical Relays(33)

Customers Also Bought



TE Part #1-178318-2
DYNAMIC D3100 HDR V 10P ASSY X PdNi PL



TE Part #640445-7
07P MTA156 HDR ASSY FL/STR SN



TE Part #4-640620-3
13P MTA100 CONN ASSY F/T RED

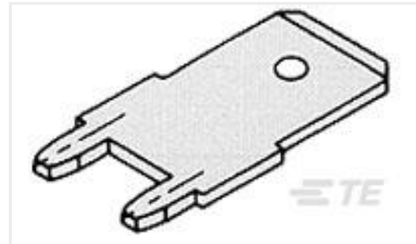

TE Part #1217056-1
250 FASTON,PCB TAB,TPBR



TE Part #1393230-7
RP3SL005



TE Part #5-1618388-5
LEV200H5ANA=RELAY, SPST-NO



TE Part #1618412-8
LEV100H5ANG=CONTACTOR WITH AUX SPST,15"



TE Part #1676391-2
RN 0805 5K9 0.1% 10PPM 1KRL



TE Part #9-1768016-8
EB1119



TE Part #1-2071576-2
ECK200BHAAEA

Documents

CAD Files

Customer View Model

ENG_CVM_CVM_1-1415898-6_E.3d_igs.zip

English

Customer View Model

ENG_CVM_CVM_1-1415898-6_E.3d_stp.zip

English

Customer View Model

ENG_CVM_CVM_1-1415898-6_E.2d_dxf.zip

English

3D PDF

3D

By downloading the CAD file I accept and agree to the **Terms and Conditions** of use.

Datasheets & Catalog Pages

Power PCB Relay RT Inrush Power

English

Product Specifications

Definitions General Purpose Relays

English

Agency Approvals

VDE Certificate

English