640923-2 ✔ ACTIVE

FASTON | FASTON 110

TE Internal #: 640923-2

Quick Disconnect Receptacle, Partially Insulated, 22 – 18 AWG, .26 – .96 mm² Wire, 509 – 1900 CMA, 2.79 mm [.11 in] Tab Width, FASTON 110

View on TE.com >

Terminals & Splices > Quick Disconnects





Quick Disconnect Terminal Type: **Receptacle**

Wire Size: **509 – 1900 CMA**

Mating Tab Width: **2.79 mm [.11 in]**

Features

Product Type Features

Terminal Features	Wire Stop
Insertion Force	Low

Electrical Characteristics

Voltage Rating	300 V

Body Features

Insulation Material	Nylon

Contact Features

Quick Disconnect Terminal Type	Receptacle
Mating Tab Width	2.79 mm[.11 in]
Mating Tab Thickness	.51 mm[.02 in]
Terminal Orientation	Straight
Contact Base Material	Brass
Terminal Plating Material	Pre-Tin
Crimp Type	Compression Crimp
Barrel Type	Closed

Termination Features

Product Terminates To	Wire & Cable

Mechanical Attachment

Wire Insulation Support	With

Dimensions

Product Length	20.36 mm[.8 in]
Compatible Insulation Diameter Range	3.43 mm[.135 in]
Terminal Material Thickness	.41 mm[.016 in]
Wire Size	509 – 1900 CMA

Usage Conditions

Insulation Option	Partially Insulated

Industry Standards

Compatible With Agency/Standards Products	CSA, RU (UL Component Program)

Packaging Features

Packaging Quantity	5000
Packaging Method	Reel

Other

Barrel Color	Red

Product Compliance

For compliance documentation, visit the product page on TE.com>

EU RoHS Directive 2011/65/EU	Compliant
EU ELV Directive 2000/53/EC	Compliant
China RoHS 2 Directive MIIT Order No 32, 2016	No Restricted Materials Above Threshold
EU REACH Regulation (EC) No. 1907/2006	Current ECHA Candidate List: JUNE 2025 (250) Candidate List Declared Against: JUNE 2025 (250) Does not contain REACH SVHC
Halogen Content	Low Halogen - Br, Cl, F < 900 ppm per homogenous material. Also BFR/CFR/PVC Free
Solder Process Capability	Not applicable for solder process capability

Product Compliance Disclaimer

This information is provided based on reasonable inquiry of our suppliers and represents our current actual knowledge based on the information they provided. This information is subject to change. The part numbers that TE has identified as EU RoHS compliant have a maximum concentration of 0.1% by weight in homogenous materials for lead, hexavalent chromium, mercury, PBB, PBDE, DBP, BBP, DEHP, DIBP, and 0.01% for cadmium, or qualify for an exemption to these limits as defined in the Annexes of Directive 2011/65/EU (RoHS2). Finished electrical and electronic equipment products will be CE marked as required by Directive 2011/65/EU. Components may not be CE marked. Additionally, the part numbers that TE has identified as EU ELV compliant have a maximum concentration of 0.1% by weight in homogenous materials for lead, hexavalent chromium, and mercury, and 0.01% for cadmium, or qualify for an exemption to these limits as defined in the Annexes of Directive 2000/53/EC (ELV). Regarding the REACH Regulation, the information TE provides on SVHC in articles for this part number is based on the latest European Chemicals Agency (ECHA) 'Guidance on requirements for substances in articles' posted at this URL: https://echa.europa.eu/guidance-documents/guidance-on-reach

Compatible Parts

TE Part # 567200-3
APPL,HDM,TAPE 9CB W/O DIES G

TE Part # 687658-1
APPL,HDM,TAPE 9 CB W/O DIES T

TE Part # 8-640923-1
RECEPT,PIDG FASTON 22-18 110

Also in the Series | FASTON 110



Crimp Terminal Housings(13)

Insertion & Extraction Tools(1)

PCB Terminals(22)

Quick Disconnects(164)

Customers Also Bought

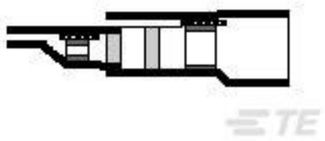

TE Part #256049-000
B-020-24-N



TE Part #834799-000
CWT-3805-W2

TE Part #803484-SF
FN2200-150-40

TE Part #843223-000
101A011-3/42-0

TE Part #81543-20
CONT SOC ASSY

TE Part #623028-000
D-133-06

TE Part #350851-7
UMNL SOK 24-18 AUNIBR



TE Part #640051-1
RING TONGUE .164 18-14 AWG SST

TE Part #5-1478762-2
Metal backshell 15 way Top Entry-KIT

TE Part #807478-000
202D153-3-07/42-0

Documents

Product Drawings

RECEPT,PIDG, FASTON, .110 SERIES, 22-18

English

CAD Files

3D PDF

English

Customer View Model

ENG_CVM_640923-2_H1.2d_dxf.zip

English

Customer View Model

ENG_CVM_640923-2_H1.3d_igs.zip

English

Customer View Model

ENG_CVM_640923-2_H1.3d_stp.zip

English

3D PDF

3D

Customer View Model

ENG_CVM_CVM_640923-2_G.2d_dxf.zip

English

Customer View Model

ENG_CVM_CVM_640923-2_G.3d_igs.zip

English

Customer View Model

ENG_CVM_CVM_640923-2_G.3d_stp.zip

English

By downloading the CAD file I accept and agree to the Terms and Conditions of use.

Datasheets & Catalog Pages

PIDG_FASTON

English

Ultra-Fast and Ultra Fast Plus

English

PIDG Terminals and Splices Quick Reference Guide

English

Product Specifications

Application Specification

English

Instruction Sheets

Instruction Sheet (U.S.)

English

Agency Approvals

UL Report

English