102699-2 × OBSOLETE

AMPMODU | AMPMODU Headers

TE Internal #: 102699-2

TE Internal Description: 06 MODII HDR DRST SHRD A/PIN

View on TE.com >

Connectors > PCB Connectors > PCB Headers & Receptacles



PCB Connector Type: **PCB Mount Header**

PCB Mount Orientation: **Vertical**

Connector System: **Board-to-Board, Wire-to-Board**

Number of Positions: **6**

Centerline (Pitch): **2.54 mm [.1 in]**

Features

Product Type Features

PCB Connector Type	PCB Mount Header
Connector System	Board-to-Board, Wire-to-Board
Header Type	Fully Shrouded
Connector & Contact Terminates To	Printed Circuit Board

Configuration Features

Connector Contact Load Condition	Fully Loaded
PCB Mount Orientation	Vertical
Number of Positions	6
Number of Rows	2
Board-to-Board Configuration	Parallel

Electrical Characteristics

Insulation Resistance	5000 MΩ
Dielectric Withstanding Voltage (Max)	750 Vrms

Body Features

Primary Product Color	Black

Contact Features

Contact Underplating Material	Nickel
Mating Square Post Dimension	.64 mm[.025 in]
PCB Contact Termination Area Plating Material Thickness	2.54 – 5.08 µm[100 – 200 µin]

Contact Shape & Form	Square
Contact Base Material	Copper Alloy
PCB Contact Termination Area Plating Material	Tin-Lead
Contact Mating Area Plating Material	Gold (Au)
Contact Mating Area Plating Material Thickness	.762 µm[30 µin]
Contact Type	Pin
Contact Current Rating (Max)	3 A

Termination Features

Termination Post & Tail Length	6.35 mm[.25 in]
Square Termination Post & Tail Dimension	.64 mm[.025 in]
Termination Method to PCB	Through Hole - Press-Fit

Mechanical Attachment

Mating Retention Type	Detent Window
PCB Mount Retention Type	Action/Compliant Tail
PCB Mount Alignment	With
Mating Retention	With
Mating Alignment Type	Polarization
PCB Mount Retention	With
Connector Mounting Type	Board Mount
Mating Alignment	With

Housing Features

Centerline (Pitch)	2.54 mm[.1 in]
Housing Material	Thermoplastic

Dimensions

Row-to-Row Spacing	2.54 mm[.1 in]

Usage Conditions

Housing Temperature Rating	High

Operation/Application

Circuit Application	Signal

Industry Standards

Compatible With Agency/Standards Products	CSA
Compatible With Approved Standards Products	CSA LR7189, UL E28476

UL Flammability Rating	UL 94V-0

Packaging Features

Packaging Quantity	290
Packaging Method	Tray

Product Compliance

For compliance documentation, visit the product page on TE.com>

EU RoHS Directive 2011/65/EU	Not Compliant
EU ELV Directive 2000/53/EC	Not Compliant
China RoHS 2 Directive MIIT Order No 32, 2016	Restricted Materials Above Threshold
EU REACH Regulation (EC) No. 1907/2006	Current ECHA Candidate List: JUNE 2025 (250) Candidate List Declared Against: JUNE 2023 (235) SVHC > Threshold: Pb (40% in Component Part) Article Safe Usage Statements: Do not eat, drink or smoke when using this product. Wash thoroughly after handling. Recycle if possible and dispose of the article by following all applicable governmental regulations relevant to your geographic location.
Halogen Content	Not Low Halogen - contains Br or Cl > 900 ppm.
Solder Process Capability	Not applicable for solder process capability

Product Compliance Disclaimer

This information is provided based on reasonable inquiry of our suppliers and represents our current actual knowledge based on the information they provided. This information is subject to change. The part numbers that TE has identified as EU RoHS compliant have a maximum concentration of 0.1% by weight in homogenous materials for lead, hexavalent chromium, mercury, PBB, PBDE, DBP, BBP, DEHP, DIBP, and 0.01% for cadmium, or qualify for an exemption to these limits as defined in the Annexes of Directive 2011/65/EU (RoHS2). Finished electrical and electronic equipment products will be CE marked as required by Directive 2011/65/EU. Components may not be CE marked. Additionally, the part numbers that TE has identified as EU ELV compliant have a maximum concentration of 0.1% by weight in homogenous materials for lead, hexavalent chromium, and mercury, and 0.01% for cadmium, or qualify for an exemption to these limits as defined in the Annexes of Directive 2000/53/EC (ELV). Regarding the REACH Regulation, the information TE provides on SVHC in articles for this part number is based on the latest European Chemicals Agency (ECHA) 'Guidance on requirements for substances in articles' posted at this URL: https://echa.europa.eu/guidance-documents/guidance-on-reach

Also in the Series | AMPMODU Headers

Automotive Signal & Power Headers(3)



Board-to-Board Headers & Receptacles(1228)

Connector Contacts(15)



Connector Hardware(1)

Rectangular Connector Housings(2)

Rectangular Power Connectors(25)

Wire-to-Board Connector Assemblies & Housings(2)

Customers Also Bought

TE Part #1-148059-5
096 EURO TYP C RECP 17MM ASSY

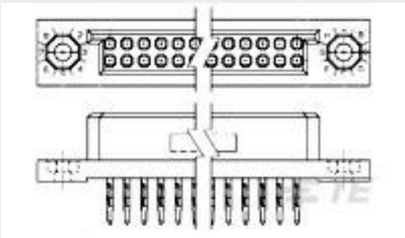

TE Part #5-533289-5
BOX II 2 ROW RECP ASSY 60 POS

TE Part #3-641210-5
05P MTA156 HDR FLRA FB 30AU LF

TE Part #1676389-1
RN 0805 5K62 0.1% 10PPM CUT LENGTH

TE Part #7-1879501-5
CRGH2512 5% 1K2 2W

TE Part #5787083-5
50 50SR R/A RCPT ASSY,RDSN L/F

TE Part #5787617-8
RECP ASSY, R/A, STACKED, THRU-HOLE, USB,

TE Part #1624072-1
MSC60 10000UH 10% TAPED

TE Part #554950-2
PLUG KIT,36 POSN,BAIL LK,SHLD

TE Part #747301-8
37 RCPT SP/FMS INSRT

Documents

CAD Files

3D PDF

3D

Customer View Model

ENG_CVM_CVM_102699-2_M.2d_dxf.zip

English

Customer View Model

ENG_CVM_CVM_102699-2_M.3d_igs.zip

English

Customer View Model

ENG_CVM_CVM_102699-2_M.3d_stp.zip

English

By downloading the CAD file I accept and agree to the Terms and Conditions of use.

Product Specifications

Application Specification

English