4000012662

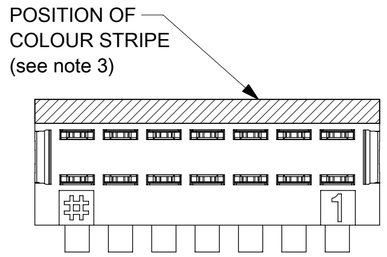

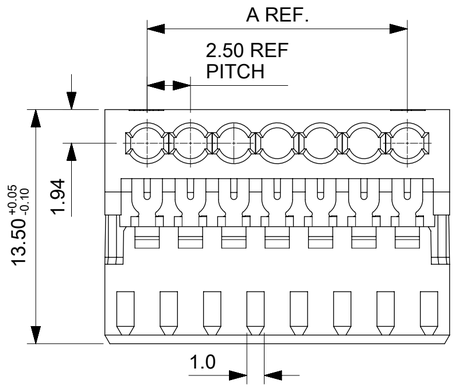

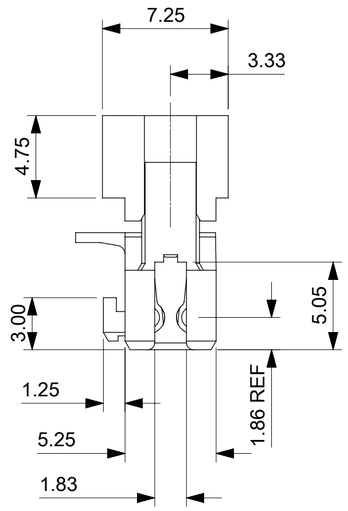

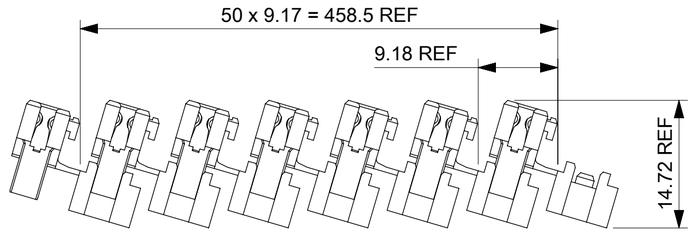

SHIPPING ARRANGEMENT
SCALE 2:1

CCT	A	B
3	5.0	9.875
4	7.5	12.375
5	10.0	14.875
6	12.5	17.375
7	15.0	19.875
8	17.5	22.375
9	20.0	24.875
10	22.5	27.375
11	25.0	29.875
12	27.5	32.375
13	30.0	34.875
14	32.5	37.375
15	35.0	39.875

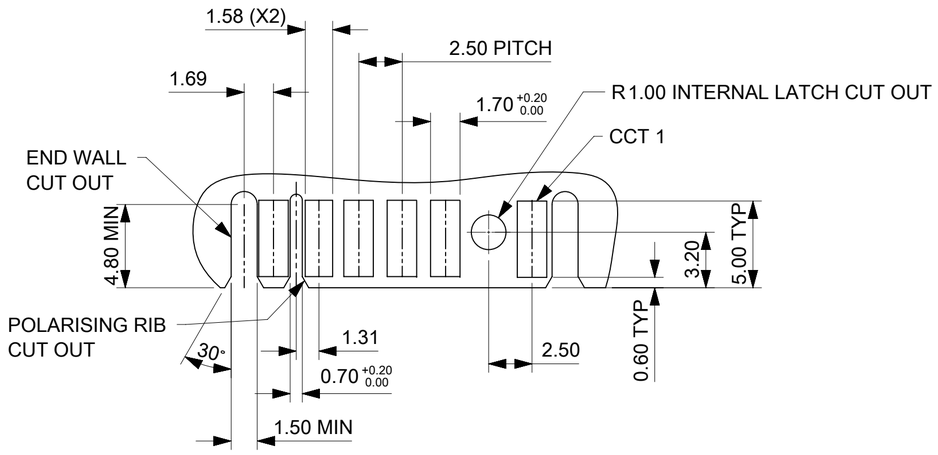

- PCB LAYOUT FOR 7CCT CONNECTOR : RECOMMENDED THICKNESS 1.5±0.14
  SHOWN WITH OPTIONAL POSITIONAL RIB SLOT BETWEEN CCT 6&7
  & OPTIONAL LATCH CUTOUT AT POSITION 2 & OPTIONAL END WALL CUT OUTS.
- PAD WIDTH 1.7MM. PADS NEXT TO RIB CUT OUT 1.58MM WIDE.

NOTES:
1. REFER TO PRODUCT SPECIFICATION: PS-99020-0040.
2. MATERIAL: HOUSING - POLYAMIDE 6 (PA6)
   UL94-V2. COLOUR NATURAL.
   TERMINAL: PHOSPHOR BRONZE 0.30 REF. THICK - PLATING
   HOT TIN DIP.
3. COLOUR STRIPE IS OPTIONAL. AVAILABLE IN THE FOLLOWING
   COLOURS: RED, GREEN, BLUE.
   (BLACK SIGNIFIES CUSTOMER SPECIFIC CONFIGURATION).
4. REFER TO PACKAGING SPEC (PK-90871-001)
5. REFER TO APPLICATION SPEC (990330008 AS)
6. FOR CIRCUIT SIZES LARGER THAN 15CCT - CONTACT ENG. DEPT.
7. REFER TO WORK INSTRUCTION WI1643

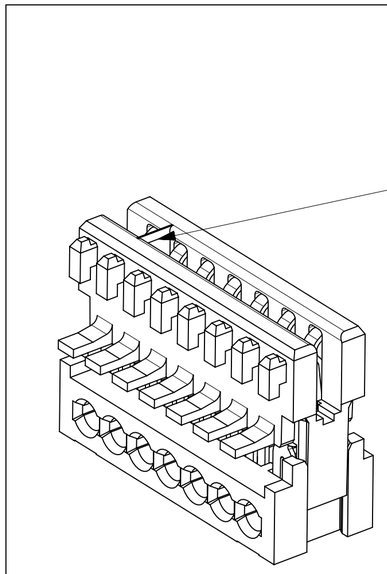

OPEN END WALLS WITH ZEUS OPTION

OPEN END WALLS OPTION.

THIS DRAWING CONTAINS INFORMATION THAT IS PROPRIETARY TO MOLEX ELECTRONIC TECHNOLOGIES, LLC AND SHOULD NOT BE USED WITHOUT WRITTEN PERMISSION

DIMENSION UNITS	mm
SCALE	
GENERAL TOLERANCES (UNLESS SPECIFIED)	
ANGULAR TOL	± 0.5 °
4 PLACES	±
3 PLACES	± 0.05
2 PLACES	± 0.1
1 PLACE	± 0.2
0 PLACES	±
DRAFT WHERE APPLICABLE MUST REMAIN WITHIN DIMENSIONS	

CURRENT REV DESC:

EC NO: 776328
DRWN: GOPIS 2023/12/13
CHK'D: RAHULH3 2024/02/06
APPR: MRAMAKRISHNA 2024/02/06

INITIAL REVISION:
DRWN: CFISHER01 2016/01/28
APPR: MSHANAHAN 2016/05/16

molex

APPLI-MATE 2.5 FEMALE
G.W.T 750 VERSION WITH BEAD ON TERMINAL

PRODUCT CUSTOMER DRAWING

DOCUMENT NUMBER	DOC TYPE	DOC PART	REVISION
933340001	PSD	000	AC2

THIRD ANGLE PROJECTION	DRAWING	SERIES	MATERIAL NUMBER	CUSTOMER	SHEET NUMBER
	A2-SIZE	93334	SEE SHEET 2-13	GENERAL MARKET	1 OF 13

DOCUMENT STATUS	P1	RELEASE DATE	2024/02/06 13:22:36

FORMAT: 2014 prod-A2
REVISION: 1
DATE: 2015/01/14

3 CCT LOCK RETENTION
93334-0057 ONLY

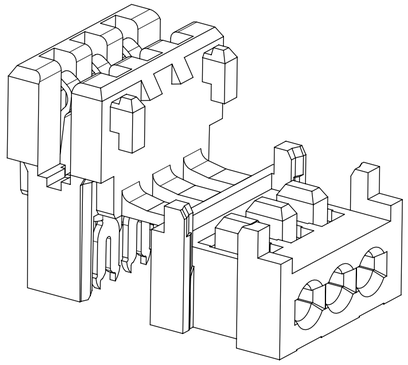

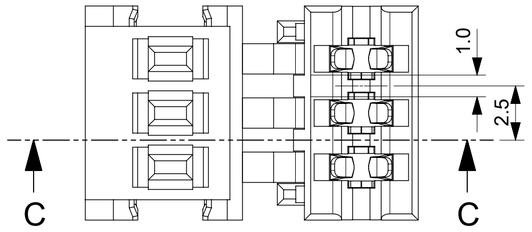

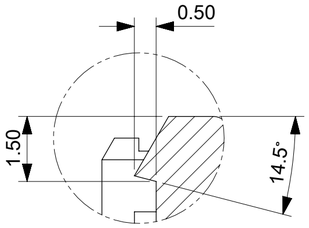

DETAIL D
SCALE 10:1

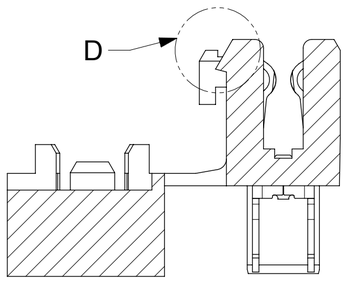

SECTION C-C

THIS DRAWING CONTAINS INFORMATION THAT IS PROPRIETARY TO MOLEX ELECTRONIC TECHNOLOGIES, LLC AND SHOULD NOT BE USED WITHOUT WRITTEN PERMISSION

DIMENSION UNITS	SCALE
mm	

GENERAL TOLERANCES (UNLESS SPECIFIED)

ANGULAR TOL	±	0.5 °
4 PLACES	±	
3 PLACES	±	0.05
2 PLACES	±	0.1
1 PLACE	±	0.2
0 PLACES	±	

DRAFT WHERE APPLICABLE MUST REMAIN WITHIN DIMENSIONS

CURRENT REV DESC:

EC NO: 776328
DRWN: GOPIS 2023/12/13
CHK'D: RAHULH3 2024/02/06
APPR: MRAMAKRISHNA 2024/02/06

INITIAL REVISION:
DRWN: CFISHER01 2016/01/28
APPR: MSHANAHAN 2016/05/16

molex

APPLI-MATE 2.5 FEMALE
G.W.T 750 VERSION WITH BEAD ON TERMINAL

PRODUCT CUSTOMER DRAWING

DOCUMENT NUMBER	DOC TYPE	DOC PART	REVISION
933340001	PSD	000	AC2

THIRD ANGLE PROJECTION	DRAWING	SERIES	MATERIAL NUMBER	CUSTOMER	SHEET NUMBER
	A2-SIZE	93334	SEE SHEET 2-13	GENERAL MARKET	2 OF 13

DOCUMENT STATUS	P1	RELEASE DATE	2024/02/06 13:22:36

FORMAT: molex-dr-prod-A2
REVISION: 1
DATE: 2016/01/18

2 CIRCUIT

PART NUMBER	HOUSING USED	MOLEX TERMINAL NO.	TERMINAL VOID POSITION	LATCH POSITION	REMOVED POSITION KEYS	CONFIGURATION	FIRST ENDWALL	LAST ENDWALL	0.55mm POLARIZING RIB BETWEEN	COLOUR STRIPE
93334-9001	93464-0002	93357-0001	NONE	NONE	NONE		OPEN	OPEN	NONE	NONE
93334-9002	93464-0002	93357-0001	NONE	NONE	b		OPEN	OPEN	NONE	NONE
93334-9003	93049-0002	93357-0001	NONE	NONE	NONE		OPEN	OPEN	NONE	NONE
93334-9004	93049-0002	93357-0004	NONE	NONE	NONE		OPEN	OPEN	NONE	NONE
93334-9005	93464-0002	93357-0001	NONE	NONE	c		OPEN	OPEN	NONE	NONE
93334-9006	93464-0002	93357-0001	NONE	NONE	a		OPEN	OPEN	NONE	NONE
93334-9007	93464-0002	93357-0001	NONE	NONE	a b		OPEN	OPEN	NONE	NONE
93334-9008	93464-0002	93357-0001	NONE	NONE	a c		OPEN	OPEN	NONE	NONE

3 CIRCUIT

PART NUMBER	HOUSING USED	MOLEX TERMINAL NO.	TERMINAL VOID POSITION	LATCH POSITION	REMOVED POSITION KEYS	CONFIGURATION	FIRST ENDWALL	LAST ENDWALL	0.55mm POLARIZING RIB BETWEEN	COLOUR STRIPE
93334-0001	93464-0003	93357-0001	NONE	NONE	NONE		OPEN	OPEN	NONE	NONE
93334-0002	93464-0003	93357-0001	NONE	NONE	a d		OPEN	OPEN	NONE	NONE
93334-0003	93464-0003	93357-0001	NONE	NONE	b d		OPEN	OPEN	NONE	NONE
93334-0004	93464-0003	93357-0001	NONE	NONE	a b		OPEN	OPEN	NONE	NONE
93334-0005	93464-0003	93357-0001	NONE	NONE	b		OPEN	OPEN	NONE	NONE
93334-0006	93464-0003	93357-0001	NONE	NONE	d		OPEN	OPEN	NONE	NONE
93334-0007	93464-0003	93357-0001	NONE	NONE	a c		OPEN	OPEN	NONE	NONE
93334-0009	93464-0003	93357-0001	NONE	NONE	c d		OPEN	OPEN	NONE	NONE
93334-0012	93794-0103	93357-0001	NONE	NONE	b c		OPEN	OPEN	BETWEEN CCT 1&2	NONE
93334-0013	93794-0103	93357-0001	NONE	NONE	a		OPEN	OPEN	BETWEEN CCT 1&2	NONE
93334-0014	93794-0203	93357-0001	NONE	NONE	c		OPEN	OPEN	BETWEEN CCT 2&3	BLUE
93334-0016	93794-0103	93357-0001	NONE	NONE	NONE		OPEN	OPEN	BETWEEN CCT 1&2	NONE
93334-0017	93794-0203	93357-0001	NONE	NONE	NONE		OPEN	OPEN	BETWEEN CCT 2&3	NONE
93334-0018	93464-0003	93357-0001	NONE	NONE	a b c		OPEN	OPEN	NONE	NONE
93334-0019	93464-0003	93357-0001	NONE	NONE	c		OPEN	OPEN	NONE	NONE
93334-0020	93464-0003	93357-0001	NONE	NONE	a d		OPEN	OPEN	NONE	NONE
93334-0021	93464-0003	93357-0001	NONE	NONE	NONE		OPEN	OPEN	NONE	BLUE
93334-0022	93794-0103	93357-0001	NONE	NONE	NONE		OPEN	OPEN	BETWEEN CCT 1&2	BLUE
93334-0023	93464-0003	93357-0001	NONE	NONE	b c		OPEN	OPEN	NONE	NONE
93334-0024	93464-0003	93357-0001	NONE	NONE	a		OPEN	OPEN	NONE	NONE
93334-0025	93464-0003	93357-0001	NONE	NONE	a d		OPEN	OPEN	NONE	RED
93334-0026	93464-0003	93357-0001	NONE	NONE	c		OPEN	OPEN	NONE	RED
93334-0027	93464-0003	93357-0001	CCT 3	NONE	c		OPEN	OPEN	NONE	BLUE
93334-0028	93464-0003	93357-0001	NONE	NONE	b d		OPEN	OPEN	NONE	RED

THIS DRAWING CONTAINS INFORMATION THAT IS PROPRIETARY TO MOLEX ELECTRONIC TECHNOLOGIES, LLC AND SHOULD NOT BE USED WITHOUT WRITTEN PERMISSION

DIMENSION UNITS	mm
SCALE	
GENERAL TOLERANCES (UNLESS SPECIFIED)	
ANGULAR TOL	± 0.5 °
4 PLACES	±
3 PLACES	± 0.05
2 PLACES	± 0.1
1 PLACE	± 0.2
0 PLACES	±
DRAFT WHERE APPLICABLE MUST REMAIN WITHIN DIMENSIONS	

CURRENT REV DESC:

EC NO: 776328
DRWN: GOPIS 2023/12/13
CHK'D: RAHULH3 2024/02/06
APPR: MRAMAKRISHNA 2024/02/06

INITIAL REVISION:
DRWN: CFISHER01 2016/01/28
APPR: MSHANAHAN 2016/05/16

THIRD ANGLE PROJECTION | DRAWING: A2-SIZE | SERIES: 93334

molex

APPLI-MATE 2.5 FEMALE
G.W.T 750 VERSION WITH BEAD ON TERMINAL

PRODUCT CUSTOMER DRAWING

DOCUMENT NUMBER	DOC TYPE	DOC PART	REVISION
933340001	PSD	000	AC2

MATERIAL NUMBER	CUSTOMER	SHEET NUMBER
SEE SHEET 2-13	GENERAL MARKET	3 OF 13

DOCUMENT STATUS	P1	RELEASE DATE	2024/02/06 13:22:36

FORMAT: drawing-grid-A2
REVISION: A
DATE: 2018-01-17

3 CIRCUIT

PART NUMBER	HOUSING USED	MOLEX TERMINAL NO.	TERMINAL VOID POSITION	LATCH POSITION	REMOVED POSITION KEYS	CONFIGURATION	FIRST ENDWALL	LAST ENDWALL	0.55mm POLARIZING RIB BETWEEN	COLOUR STRIPE
93334-0029	93464-0003	93357-0001	NONE	NONE	a c	a c	OPEN	OPEN	NONE	RED
93334-0030	93464-0003	93357-0001	CCT 1	NONE	NONE		OPEN	OPEN	NONE	RED
93334-0031	93464-0003	93357-0001	CCT 3	NONE	NONE		OPEN	OPEN	NONE	NONE
93334-0032	93464-2043	93357-0001	CCT 2	CCT 2	b c	b c	OPEN	CLOSED	NONE	NONE
93334-0033	93464-0003	93357-0001	CCT 2	CCT 2	a d	a d	OPEN	OPEN	NONE	BLUE
93334-0034	93413-0203	93357-0001	NONE	NONE	NONE		OPEN	OPEN	BETWEEN CCT 2&3	RED
93334-0035	93413-0103	93357-0001	NONE	NONE	NONE		OPEN	OPEN	BETWEEN CCT 1&2	BLACK
93334-0036	93464-0023	93357-0001	CCT 2	CCT 2	b c	b c	CLOSED	CLOSED	NONE	NONE
93334-0037	93464-0023	93357-0001	NONE	NONE	NONE		CLOSED	CLOSED	NONE	NONE
93334-0038	93464-0003	93357-0001	NONE	NONE	NONE		OPEN	OPEN	NONE	NONE
93334-0039	93464-2063	93357-0001	CCT 2	CCT 2	b c	b c	CLOSED	OPEN	NONE	NONE
93334-0041	93464-0003	93357-0001	NONE	NONE	a d	a d	OPEN	OPEN	NONE	BLUE
93334-0042	93464-2043	93357-0001	CCT 2	CCT 2	NONE		OPEN	CLOSED	NONE	NONE
93334-0043	93464-2063	93357-0001	CCT 2	CCT 2	NONE		CLOSED	OPEN	NONE	NONE
93334-0044	93049-0003	93357-0004	NONE	NONE	NONE		OPEN	OPEN	NONE	NONE
93334-0045	93413-0123	93357-0004	NONE	NONE	NONE		CLOSED	CLOSED	BETWEEN CCT 1&2	NONE
93334-0046	93049-0023	93357-0004	NONE	NONE	NONE		CLOSED	CLOSED	NONE	NONE
93334-0047	93413-0223	93357-0004	NONE	NONE	NONE		CLOSED	CLOSED	BETWEEN CCT 2&3	NONE
93334-0048	93049-0003	93357-0004	NONE	NONE	b	b	OPEN	OPEN	NONE	NONE
93334-0049	93049-0023	93357-0004	NONE	NONE	NONE		CLOSED	CLOSED	NONE	ORANGE
93334-0050	93413-0223	93357-0004	NONE	NONE	NONE		CLOSED	CLOSED	BETWEEN CCT 2&3	PURPLE
93334-0051	93413-0103	93357-0004	NONE	NONE	NONE		OPEN	OPEN	BETWEEN CCT 1&2	BLACK
93334-0054	93464-2063	93357-0001	CCT 2	CCT 2	b c	b c	CLOSED	OPEN	NONE	BLUE
93334-0055	93049-0003	93357-0001	NONE	NONE	a d	a d	OPEN	OPEN	NONE	NONE
93334-0056	93794-0103	93357-0001	NONE	NONE	a b d	a b d	OPEN	OPEN	BETWEEN CCT 1&2	BLACK
93334-0057	93049-9907	93357-0004	NONE	NONE	b c	b c	OPEN	OPEN	NONE	NONE
93334-0058	93794-0103	93357-0001	NONE	NONE	a b c d	a b c d	OPEN	OPEN	BETWEEN CCT 1&2	NONE
93334-0059	93464-0023	93357-0001	CCT 2	CCT 2	NONE		CLOSED	CLOSED	NONE	NONE
93334-0060	93464-0063	93357-0001	NONE	NONE	d	d	CLOSED	OPEN	NONE	NONE
93334-0061	93464-0063	93357-0001	NONE	NONE	a c	a c	CLOSED	OPEN	NONE	NONE

3 CIRCUIT

PART NUMBER	HOUSING USED	MOLEX TERMINAL NO.	TERMINAL VOID POSITION	LATCH POSITION	REMOVED POSITION KEYS	CONFIGURATION	FIRST ENDWALL	LAST ENDWALL	0.55mm POLARIZING RIB BETWEEN	COLOUR STRIPE
93334-0062	93464-0043	93357-0001	NONE	NONE	d	d	OPEN	CLOSED	NONE	NONE
93334-0063	93464-0083	93357-0001	NONE	NONE	a c	a c	NARROW	OPEN	NONE	NONE
93334-0064	93464-9903	93357-0001	NONE	NONE	d	d	NARROW FLUSH	OPEN	NONE	NONE
93334-0065	93464-9903	93357-0001	NONE	NONE	a c	a c	NARROW FLUSH	OPEN	NONE	NONE
93334-0066	93794-0223	93357-0001	NONE	NONE	a d	a d	CLOSED	CLOSED	BETWEEN CCT 2&3	NONE
93334-0067	94010-0203	93357-0001	NONE	NONE	NONE		OPEN	OPEN	BETWEEN CCT 2&3	RED
93334-0068	93049-0023	93357-0001	NONE	NONE	NONE		CLOSED	CLOSED	NONE	NONE
93334-0069	93049-0003	93357-0001	NONE	NONE	NONE		OPEN	OPEN	NONE	NONE
93334-0070	93049-2063	93357-0004	CCT 2	CCT 2	NONE		CLOSED	OPEN	NONE	NONE
93334-0071	93794-0103	93357-0001	NONE	NONE	b c d	b c d	OPEN	OPEN	BETWEEN CCT 1&2	NONE
93334-0072	94006-0203 ZEUS	93357-0001	NONE	NONE	NONE		OPEN	OPEN	BETWEEN CCT 2&3	RED
93334-0073	94006-0003 ZEUS	93357-0001	NONE	NONE	NONE		OPEN	OPEN	NONE	NONE
93334-0074	94006-0003 ZEUS	93357-0001	NONE	NONE	a	a	OPEN	OPEN	NONE	NONE
93334-0075	94010-0003	93357-0001	NONE	NONE	NONE		OPEN	OPEN	NONE	NONE
93334-0076	94010-0103	93357-0001	NONE	NONE	NONE		OPEN	OPEN	BETWEEN CCT 1&2	BLACK

NOTES

1. + DENOTES TERMINAL VOIDED POSITION
   ⊕ DENOTES TERMINAL LOADED POSITION
   | DENOTES POLARIZING RIB POSITION
   ⊠ DENOTES LATCH POSITION
2. MOLEX HOUSING NO. FOR REFERENCE ONLY

THIS DRAWING CONTAINS INFORMATION THAT IS PROPRIETARY TO MOLEX ELECTRONIC TECHNOLOGIES, LLC AND SHOULD NOT BE USED WITHOUT WRITTEN PERMISSION

DIMENSION UNITS	mm
SCALE	
GENERAL TOLERANCES (UNLESS SPECIFIED)	
ANGULAR TOL	± 0.5 °
4 PLACES	±
3 PLACES	± 0.05
2 PLACES	± 0.1
1 PLACE	± 0.2
0 PLACES	±
DRAFT WHERE APPLICABLE MUST REMAIN WITHIN DIMENSIONS	

CURRENT REV DESC:

EC NO: 776328
DRWN: GOPIS 2023/12/13
CHK'D: RAHULH3 2024/02/06
APPR: MRAMAKRISHNA 2024/02/06

INITIAL REVISION:
DRWN: CFISHER01 2016/01/28
APPR: MSHANAHAN 2016/05/16

molex

APPLI-MATE 2.5 FEMALE
G.W.T 750 VERSION WITH BEAD ON TERMINAL

PRODUCT CUSTOMER DRAWING

DOCUMENT NUMBER	DOC TYPE	DOC PART	REVISION
933340001	PSD	000	AC2

THIRD ANGLE PROJECTION	DRAWING	SERIES	MATERIAL NUMBER	CUSTOMER	SHEET NUMBER
	A2-SIZE	93334	SEE SHEET 2-13	GENERAL MARKET	4 OF 13

DOCUMENT STATUS	P1	RELEASE DATE	2024/02/06 13:22:36

FORMAT: ANSI-A2
REVISION: P1
DATE: 2016/05/17

4 CIRCUIT

PART NUMBER	HOUSING USED	MOLEX TERMINAL NO.	TERMINAL VOID POSITION	LATCH POSITION	REMOVED POSITION KEYS	CONFIGURATION	FIRST ENDWALL	LAST ENDWALL	0.55mm POLARIZING RIB BETWEEN	COLOUR STRIPE
93334-0501	93464-0004	93357-0001	NONE	NONE	NONE		OPEN	OPEN	NONE	NONE
93334-0502	93794-0104	93357-0001	NONE	NONE	a b d e		OPEN	OPEN	BETWEEN CCT 1&2	NONE
93334-0503	93794-0304	93357-0001	NONE	NONE	ALL		OPEN	OPEN	BETWEEN CCT 3&4	NONE
93334-0504	93794-0304	93357-0001	NONE	NONE	ALL		OPEN	OPEN	BETWEEN CCT 3&4	BLUE
93334-0505	93464-0004	93357-0001	NONE	NONE	c e		OPEN	OPEN	NONE	NONE
93334-0506	93464-0004	93357-0001	NONE	NONE	b c		OPEN	OPEN	NONE	NONE
93334-0507	93794-0204	93357-0001	NONE	NONE	NONE		OPEN	OPEN	BETWEEN CCT 2&3	NONE
93334-0508	93464-0004	93357-0001	NONE	NONE	a d e		OPEN	OPEN	NONE	NONE
93334-0509	93464-0004	93357-0001	NONE	NONE	a c		OPEN	OPEN	NONE	NONE
93334-0751	93464-0004	93357-0001	NONE	NONE	b e		OPEN	CLOSED	NONE	NONE
93334-0510	93464-0004	93357-0001	NONE	NONE	b d		OPEN	OPEN	NONE	NONE
93334-0511	93464-0004	93357-0001	NONE	NONE	b e		OPEN	OPEN	NONE	NONE
93334-0512	93464-0004	93357-0001	NONE	NONE	NONE		OPEN	OPEN	NONE	BLUE
93334-0514	93464-0004	93357-0001	NONE	NONE	c d		OPEN	OPEN	NONE	NONE
93334-0515	93464-0004	93357-0001	NONE	NONE	b c		OPEN	OPEN	NONE	RED
93334-0752	93464-0004	93357-0001	NONE	NONE	NONE		OPEN	CLOSED	NONE	NONE
93334-0753	93464-0004	93357-0001	NONE	NONE	a b d		OPEN	CLOSED	NONE	NONE
93334-0516	93464-0004	93357-0001	NONE	NONE	d		OPEN	OPEN	NONE	BLUE
93334-0517	93464-0004	93357-0001	NONE	NONE	b d e		OPEN	OPEN	NONE	BLUE
93334-0518	93464-0004	93357-0001	NONE	NONE	a c e		OPEN	OPEN	NONE	NONE
93334-0519	93464-0004	93357-0001	NONE	NONE	a b		OPEN	OPEN	NONE	NONE
93334-0520	93464-0004	93357-0001	NONE	NONE	a d		OPEN	OPEN	NONE	NONE
93334-0521	93464-0004	93357-0001	NONE	NONE	a c d		OPEN	OPEN	NONE	NONE
93334-0522	93464-0004	93357-0001	NONE	NONE	d e		OPEN	OPEN	NONE	NONE
93334-0523	93413-0104	93357-0001	NONE	NONE	NONE		OPEN	OPEN	BETWEEN CCT 1&2	BROWN
93334-0524	93413-0304	93357-0001	NONE	NONE	NONE		OPEN	OPEN	BETWEEN CCT 3&4	BLACK
93334-0525	93794-0104	93357-0001	CCT 1	NONE	NONE		OPEN	OPEN	BETWEEN CCT 1&2	BROWN
93334-0527	93794-0104	93357-0001	NONE	NONE	NONE		OPEN	OPEN	BETWEEN CCT 1&2	NONE
93334-0528	93464-0004	93357-0001	CCT 2&4	NONE	NONE		OPEN	OPEN	NONE	NONE
93334-0529	93794-0304	93357-0001	NONE	NONE	e		OPEN	OPEN	BETWEEN CCT 3&4	BLACK

4 CIRCUIT

PART NUMBER	HOUSING USED	MOLEX TERMINAL NO.	TERMINAL VOID POSITION	LATCH POSITION	REMOVED POSITION KEYS	CONFIGURATION	FIRST ENDWALL	LAST ENDWALL	0.55mm POLARIZING RIB BETWEEN	COLOUR STRIPE
93334-0531	93464-0004	93357-0001	NONE	NONE	NONE		OPEN	OPEN	NONE	RED
93334-0532	93464-0004	93357-0001	NONE	NONE	a c		OPEN	OPEN	NONE	RED
93334-0534	93464-0004	93357-0001	CCT 4	NONE	NONE		OPEN	OPEN	NONE	RED
93334-0535	93794-0304	93357-0001	CCT 1&2	NONE	NONE		OPEN	OPEN	BETWEEN CCT 3&4	BLACK
93334-0536	93049-0004	93357-0004	NONE	NONE	NONE		OPEN	OPEN	NONE	NONE
93334-0537	93413-0224	93357-0004	NONE	NONE	NONE		CLOSED	CLOSED	BETWEEN CCT 2&3	NONE
93334-0538	93413-0324	93357-0004	NONE	NONE	NONE		CLOSED	CLOSED	BETWEEN CCT 3&4	NONE
93334-0539	93413-0124	93357-0004	NONE	NONE	NONE		CLOSED	CLOSED	BETWEEN CCT 1&2	NONE
93334-0540	93049-0004	93357-0004	NONE	NONE	b c d		OPEN	OPEN	NONE	NONE
93334-0541	93049-0004	93357-0004	NONE	NONE	c		OPEN	OPEN	NONE	NONE
93334-0542	93413-0304	93357-0004	NONE	NONE	NONE		OPEN	OPEN	BETWEEN CCT 3&4	NONE
93334-0543	93794-0304	93357-0001	CCT 3&4	NONE	NONE		OPEN	OPEN	BETWEEN CCT 3&4	NONE
93334-0544	93794-0304	93357-0001	NONE	NONE	NONE		OPEN	OPEN	BETWEEN CCT 3&4	RED
93334-0545	93794-0204	93357-0001	NONE	NONE	NONE		OPEN	OPEN	BETWEEN CCT 2&3	NONE
93334-0546	93794-0304	93357-0001	NONE	NONE	NONE		OPEN	OPEN	BETWEEN CCT 3&4	NONE
93334-0547	93794-0264	93357-0001	NONE	NONE	b c d		CLOSED	OPEN	BETWEEN CCT 2&3	NONE
93334-0548	93794-0144	93357-0001	NONE	NONE	a e		OPEN	CLOSED	BETWEEN CCT 1&2	NONE
93334-0549	93794-0264	93357-0001	NONE	NONE	a e		CLOSED	OPEN	BETWEEN CCT 2&3	NONE
93334-0550	93794-0144	93357-0001	NONE	NONE	d e		OPEN	CLOSED	BETWEEN CCT 1&2	NONE
93334-0551	93794-0144	93357-0001	NONE	NONE	a c		OPEN	CLOSED	BETWEEN CCT 1&2	NONE
93334-0552	93794-0304	93357-0001	NONE	NONE	b c		OPEN	OPEN	BETWEEN CCT 3&4	NONE
93334-0553	93794-0204	93357-0001	NONE	NONE	NONE		OPEN	OPEN	BETWEEN CCT 2&3	BLUE

NOTES
1. + DENOTES TERMINAL VOIDED POSITION
   ⊕ DENOTES TERMINAL LOADED POSITION
   | DENOTES POLARIZING RIB POSITION
   ⊠ DENOTES LATCH POSITION
2. MOLEX HOUSING NO. FOR REFERENCE ONLY

THIS DRAWING CONTAINS INFORMATION THAT IS PROPRIETARY TO MOLEX ELECTRONIC TECHNOLOGIES, LLC AND SHOULD NOT BE USED WITHOUT WRITTEN PERMISSION

DIMENSION UNITS	SCALE
mm	

GENERAL TOLERANCES (UNLESS SPECIFIED)

ANGULAR TOL	±	0.5 °
4 PLACES	±	
3 PLACES	±	0.05
2 PLACES	±	0.1
1 PLACE	±	0.2
0 PLACES	±	

DRAFT WHERE APPLICABLE MUST REMAIN WITHIN DIMENSIONS

CURRENT REV DESC:

EC NO: 776328
DRWN: GOPIS 2023/12/13
CHK'D: RAHULH3 2024/02/06
APPR: MRAMAKRISHNA 2024/02/06

INITIAL REVISION:
DRWN: CFISHER01 2016/01/28
APPR: MSHANAHAN 2016/05/16

THIRD ANGLE PROJECTION | DRAWING: A2-SIZE | SERIES: 93334

molex

APPLI-MATE 2.5 FEMALE
G.W.T 750 VERSION WITH BEAD ON TERMINAL

PRODUCT CUSTOMER DRAWING

DOCUMENT NUMBER	DOC TYPE	DOC PART	REVISION
933340001	PSD	000	AC2

MATERIAL NUMBER	CUSTOMER	SHEET NUMBER
SEE SHEET 2-13	GENERAL MARKET	5 OF 13

DOCUMENT STATUS	P1	RELEASE DATE	2024/02/06 13:22:36

FORMAT: Generic sheet A2
REVISION: 2015-08-17
DATE: 2015-08-17

4 CIRCUIT

PART NUMBER	HOUSING USED	MOLEX TERMINAL NO.	TERMINAL VOID POSITION	LATCH POSITION	REMOVED POSITION KEYS	CONFIGURATION	FIRST ENDWALL	LAST ENDWALL	0.55mm POLARIZING RIB BETWEEN	COLOUR STRIPE
93334-0554	93464-0064	93357-0001	NONE	NONE	NONE		CLOSED	OPEN	NONE	NONE
93334-0555	93464-0044	93357-0001	NONE	NONE	b		OPEN	CLOSED	NONE	NONE
93334-0556	93464-0084	93357-0001	NONE	NONE	NONE		NARROW	OPEN	NONE	NONE
93334-0557	93464-9901	93357-0001	NONE	NONE	NONE		NARROW FLUSH	OPEN	NONE	NONE
93334-0558	93464-0004	93357-0001	NONE	NONE	a b e		OPEN	OPEN	NONE	RED
93334-0559	93794-0144	93357-0001	NONE	NONE	NONE		OPEN	CLOSED	BETWEEN CCT 1&2	NONE
93334-0560	93464-0064	93357-0001	NONE	NONE	b		CLOSED	OPEN	NONE	NONE
93334-0561	93464-0004	93357-0001	NONE	NONE	a b d		OPEN	OPEN	NONE	NONE
93334-0562	93049-0024	93357-0001	NONE	NONE	NONE		CLOSED	CLOSED	NONE	NONE
93334-0563	93413-0324	93357-0001	NONE	NONE	NONE		CLOSED	CLOSED	BETWEEN CCT 3&4	NONE
93334-0564	94010-0304	93357-0001	NONE	NONE	NONE		OPEN	OPEN	BETWEEN CCT 3&4	BLACK
93334-0565	93794-0104	93357-0001	NONE	NONE	NONE		OPEN	OPEN	BETWEEN CCT 1&2	BLUE
93334-0566	94006-0304 ZEUS	93357-0001	NONE	NONE	NONE		OPEN	OPEN	BETWEEN CCT 3&4	BLACK
93334-0567	93464-0104	93357-0001	NONE	NONE	b c		OPEN	OPEN	BETWEEN CCT 1&2	NONE

THIS DRAWING CONTAINS INFORMATION THAT IS PROPRIETARY TO MOLEX ELECTRONIC TECHNOLOGIES, LLC AND SHOULD NOT BE USED WITHOUT WRITTEN PERMISSION

DIMENSION UNITS	SCALE
mm	

GENERAL TOLERANCES (UNLESS SPECIFIED)		
ANGULAR TOL	±	0.5 °
4 PLACES	±	
3 PLACES	±	0.05
2 PLACES	±	0.1
1 PLACE	±	0.2
0 PLACES	±	

DRAFT WHERE APPLICABLE MUST REMAIN WITHIN DIMENSIONS

CURRENT REV DESC:

EC NO: 776328
DRWN: GOPIS 2023/12/13
CHK'D: RAHULH3 2024/02/06
APPR: MRAMAKRISHNA 2024/02/06

INITIAL REVISION:
DRWN: CFISHER01 2016/01/28
APPR: MSHANAHAN 2016/05/16

molex

APPLI-MATE 2.5 FEMALE
G.W.T 750 VERSION WITH BEAD ON TERMINAL

PRODUCT CUSTOMER DRAWING

DOCUMENT NUMBER	DOC TYPE	DOC PART	REVISION
933340001	PSD	000	AC2

THIRD ANGLE PROJECTION	DRAWING	SERIES	MATERIAL NUMBER	CUSTOMER	SHEET NUMBER
	A2-SIZE	93334	SEE SHEET 2-13	GENERAL MARKET	6 OF 13

DOCUMENT STATUS	P1	RELEASE DATE	2024/02/06 13:22:36

FORMAT: 11x17-Arch-A2
REVISION: 1.1
DATE: 2018/11/14

5 CIRCUIT

PART NUMBER	HOUSING USED	MOLEX TERMINAL NO.	TERMINAL VOID POSITION	LATCH POSITION	REMOVED POSITION KEYS	CONFIGURATION	FIRST ENDWALL	LAST ENDWALL	0.55mm POLARIZING RIB BETWEEN	COLOUR STRIPE
93334-1001	93464-0005	93357-0001	NONE	NONE	NONE		OPEN	OPEN	NONE	NONE
93334-1002	93464-0005	93357-0001	NONE	NONE	c d e		OPEN	OPEN	NONE	NONE
93334-1003	93794-0205	93357-0001	NONE	NONE	NONE		OPEN	OPEN	BETWEEN CCT 2&3	NONE
93334-1004	93464-0005	93357-0001	NONE	NONE	c d		OPEN	OPEN	NONE	NONE
93334-1005	93464-0005	93357-0001	CCT 2,3,4	NONE	e		OPEN	OPEN	NONE	NONE
93334-1006	93464-0005	93357-0001	CCT 1,2,4	NONE	b c d e		OPEN	OPEN	NONE	NONE
93334-1007	93464-0005	93357-0001	CCT 4	NONE	a f		OPEN	OPEN	NONE	NONE
93334-1008	93464-0005	93357-0001	NONE	NONE	d		OPEN	OPEN	NONE	NONE
93334-1009	93464-0005	93357-0001	CCT 2,4	NONE	NONE		OPEN	OPEN	NONE	NONE
93334-1010	93464-0005	93357-0001	NONE	NONE	ALL		OPEN	OPEN	NONE	NONE
93334-1011	93464-0005	93357-0001	CCT 1,2,4	NONE	NONE		OPEN	OPEN	NONE	NONE
93334-1012	93464-0005	93357-0001	CCT 2,3,4	NONE	NONE		OPEN	OPEN	NONE	NONE
93334-1013	93464-0005	93357-0001	NONE	NONE	a		OPEN	OPEN	NONE	NONE
93334-1014	93464-0005	93357-0001	NONE	NONE	b c d e		OPEN	OPEN	NONE	NONE
93334-1015	93464-0005	93357-0001	NONE	NONE	a c f		OPEN	OPEN	NONE	NONE
93334-1016	93413-0305	93357-0001	NONE	NONE	NONE		OPEN	OPEN	BETWEEN CCT 3&4	GREEN
93334-1017	93794-0305	93357-0001	CCT 1	NONE	NONE		OPEN	OPEN	BETWEEN CCT 3&4	BLACK
93334-1018	93464-0005	93357-0001	CCT 5	NONE	a c f		OPEN	OPEN	NONE	NONE
93334-1019	93464-0005	93357-0001	CCT 1	NONE	b c d e		OPEN	OPEN	NONE	NONE
93334-1020	93794-0205	93357-0001	NONE	NONE	NONE		OPEN	OPEN	BETWEEN CCT 2&3	BROWN
93334-1021	93794-0405	93357-0001	NONE	NONE	a c f		OPEN	OPEN	BETWEEN CCT 4&5	NONE
93334-1022	93464-0005	93357-0001	NONE	NONE	a b c d		OPEN	OPEN	NONE	NONE
93334-1023	93049-0005	93357-0004	NONE	NONE	NONE		OPEN	OPEN	NONE	NONE
93334-1024	93413-0325	93357-0004	NONE	NONE	NONE		CLOSED	CLOSED	BETWEEN CCT 3&4	NONE
93334-1025	93049-0025	93357-0004	CCT 2,3,4	NONE	NONE		CLOSED	CLOSED	NONE	NONE
93334-1026	93794-0305	93357-0001	NONE	NONE	NONE		OPEN	OPEN	BETWEEN CCT 3&4	NONE
93334-1027	93464-0005	93357-0001	NONE	NONE	NONE		OPEN	OPEN	NONE	BLACK
93334-1028	93413-0205	93357-0001	NONE	NONE	NONE		OPEN	OPEN	BETWEEN CCT 2&3	BROWN
93334-1029	93049-0005	93357-0001	NONE	NONE	NONE		OPEN	OPEN	NONE	NONE

5 CIRCUIT

PART NUMBER	HOUSING USED	MOLEX TERMINAL NO.	TERMINAL VOID POSITION	LATCH POSITION	REMOVED POSITION KEYS	CONFIGURATION	FIRST ENDWALL	LAST ENDWALL	0.55mm POLARIZING RIB BETWEEN	COLOUR STRIPE
93334-1030	93794-0405	93357-0001	NONE	NONE	NONE		OPEN	OPEN	BETWEEN CCT 4&5	NONE
93334-1031	93464-0025	93357-0001	NONE	NONE	NONE		CLOSED	CLOSED	NONE	NONE
93334-1032	93464-0005	93357-0001	CCT 1,2,4	NONE	a d e f		OPEN	OPEN	NONE	NONE
93334-1033	93464-0005	93357-0001	CCT 2,3,4	NONE	a d e f		OPEN	OPEN	NONE	NONE
93334-1034	93464-0005	93357-0001	NONE	NONE	a b d e		OPEN	OPEN	NONE	NONE
93334-1035	93464-0005	93357-0001	NONE	NONE	a f		OPEN	OPEN	NONE	NONE
93334-1036	93794-0105	93357-0001	CCT 3	NONE	a f		OPEN	OPEN	BETWEEN CCT 1&2	NONE
93334-1037	93794-0205	93357-0001	CCT 4	NONE	NONE		OPEN	OPEN	BETWEEN CCT 2&3	NONE
93334-1038	93794-0205	93357-0001	NONE	NONE	b c d e		OPEN	OPEN	BETWEEN CCT 2&3	NONE
93334-1039	93413-0425	93357-0001	NONE	NONE	NONE		CLOSED	CLOSED	BETWEEN CCT 4&5	NONE
93334-1040	93049-0025	93357-0001	NONE	NONE	NONE		CLOSED	CLOSED	NONE	NONE
93334-1042	93794-0405	93357-0001	NONE	NONE	NONE		OPEN	OPEN	BETWEEN CCT 4&5	NONE
93334-1043	93794-0105	93357-0001	NONE	NONE	NONE		OPEN	OPEN	BETWEEN CCT 1&2	NONE
93334-1044	94006-0005 ZEUS	93357-0001	NONE	NONE	NONE		OPEN	OPEN	NONE	NONE
93334-1045	94006-0305 ZEUS	93357-0001	NONE	NONE	NONE		OPEN	OPEN	BETWEEN CCT 3&4	GREEN
93334-1046	93464-0005	93357-0001	NONE	NONE	b d e		OPEN	OPEN	NONE	NONE
93334-1047	94010-0005	93357-0001	NONE	NONE	NONE		OPEN	OPEN	NONE	NONE

NOTES

1. + DENOTES TERMINAL VOIDED POSITION
   ⊕ DENOTES TERMINAL LOADED POSITION
   | DENOTES POLARIZING RIB POSITION
   ⊠ DENOTES LATCH POSITION
2. MOLEX HOUSING NO. FOR REFERENCE ONLY

THIS DRAWING CONTAINS INFORMATION THAT IS PROPRIETARY TO MOLEX ELECTRONIC TECHNOLOGIES, LLC AND SHOULD NOT BE USED WITHOUT WRITTEN PERMISSION

DIMENSION UNITS	mm
SCALE	
GENERAL TOLERANCES (UNLESS SPECIFIED)	
ANGULAR TOL	± 0.5 °
4 PLACES	±
3 PLACES	± 0.05
2 PLACES	± 0.1
1 PLACE	± 0.2
0 PLACES	±
DRAFT WHERE APPLICABLE MUST REMAIN WITHIN DIMENSIONS	

CURRENT REV DESC:

EC NO: 776328
DRWN: GOPIS 2023/12/13
CHK'D: RAHULH3 2024/02/06
APPR: MRAMAKRISHNA 2024/02/06

INITIAL REVISION:
DRWN: CFISHER01 2016/01/28
APPR: MSHANAHAN 2016/05/16

molex

APPLI-MATE 2.5 FEMALE
G.W.T 750 VERSION WITH BEAD ON TERMINAL

PRODUCT CUSTOMER DRAWING

DOCUMENT NUMBER	DOC TYPE	DOC PART	REVISION
933340001	PSD	000	AC2

THIRD ANGLE PROJECTION	DRAWING	SERIES	MATERIAL NUMBER	CUSTOMER	SHEET NUMBER
	A2-SIZE	93334	SEE SHEET 2-13	GENERAL MARKET	7 OF 13

DOCUMENT STATUS	P1	RELEASE DATE	2024/02/06 13:22:36

FORMAT: Generic-sheet-A2
REVISION: A
DATE: 2015-05-07

6 CIRCUIT

PART NUMBER	HOUSING USED	MOLEX TERMINAL NO.	TERMINAL VOID POSITION	LATCH POSITION	REMOVED POSITION KEYS	CONFIGURATION	FIRST ENDWALL	LAST ENDWALL	0.55mm POLARIZING RIB BETWEEN	COLOUR STRIPE
93334-1501	93464-0006	93357-0001	NONE	NONE	NONE	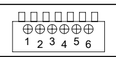	OPEN	OPEN	NONE	NONE
93334-1502	93464-0006	93357-0001	CCT 2,4	NONE	NONE	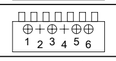	OPEN	OPEN	NONE	NONE
93334-1503	93464-0006	93357-0001	NONE	NONE	a d e f	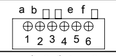	OPEN	OPEN	NONE	NONE
93334-1504	93464-0006	93357-0001	CCT 2, 5	NONE	b c d e g	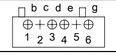	OPEN	OPEN	NONE	NONE
93334-1505	93464-0006	93357-0001	NONE	NONE	b d e g		OPEN	OPEN	NONE	NONE
93334-1506	93464-0006	93357-0001	NONE	NONE	g		OPEN	OPEN	NONE	NONE
93334-1507	93464-0006	93357-0001	NONE	NONE	b c d g	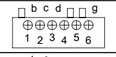	OPEN	OPEN	NONE	NONE
93334-1508	93464-0006	93357-0001	NONE	NONE	b c e		OPEN	OPEN	NONE	NONE
93334-1509	93464-0006	93357-0001	NONE	NONE	b c d e f	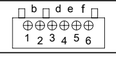	OPEN	OPEN	NONE	NONE
93334-1510	93464-0006	93357-0001	CCT 3, 5	NONE	NONE	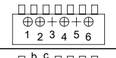	OPEN	OPEN	NONE	NONE
93334-1511	93464-0006	93357-0001	CCT 4	NONE	b c		OPEN	OPEN	NONE	NONE
93334-1512	93464-0006	93357-0001	CCT 2,4	NONE	b d e f	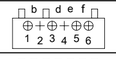	OPEN	OPEN	NONE	BLUE
93334-1513	93794-0406	93357-0001	CCT 2,4	NONE	NONE		OPEN	OPEN	BETWEEN CCT 4&5	NONE
93334-1514	93464-0006	93357-0001	NONE	NONE	d e f g	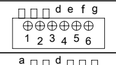	OPEN	OPEN	NONE	NONE
93334-1515	93464-0006	93357-0001	NONE	NONE	a d	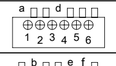	OPEN	OPEN	NONE	NONE
93334-1516	93464-0006	93357-0001	NONE	NONE	b e f	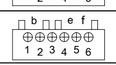	OPEN	OPEN	NONE	NONE
93334-1517	93464-0006	93357-0001	NONE	NONE	c d e	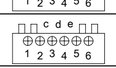	OPEN	OPEN	NONE	NONE
93334-1518	93464-0006	93357-0001	CCT 1,3	NONE	b d e g		OPEN	OPEN	NONE	NONE
93334-1520	93464-0006	93357-0001	CCT 2, 5	NONE	c e	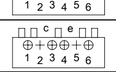	OPEN	OPEN	NONE	NONE
93334-1521	93464-0006	93357-0001	NONE	NONE	c e		OPEN	OPEN	NONE	NONE
93334-1522	93464-0006	93357-0001	NONE	NONE	d e	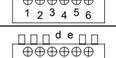	OPEN	OPEN	NONE	NONE
93334-1523	93464-0006	93357-0001	NONE	NONE	b e	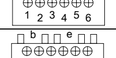	OPEN	OPEN	NONE	NONE
93334-1524	93464-0006	93357-0001	NONE	NONE	a c	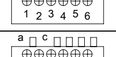	OPEN	OPEN	NONE	NONE
93334-1525	93464-0006	93357-0001	CCT 2, 5	NONE	NONE		OPEN	OPEN	NONE	RED
93334-1526	93464-0006	93357-0001	NONE	NONE	c d	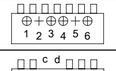	OPEN	OPEN	NONE	NONE
93334-1527	93464-0006	93357-0001	CCT 1,2,3,4	NONE	NONE	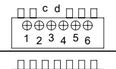	OPEN	OPEN	NONE	NONE
93334-1528	93464-0006	93357-0001	NONE	NONE	c e f g		OPEN	OPEN	NONE	NONE
93334-1529	93464-0006	93357-0001	NONE	NONE	f		OPEN	OPEN	NONE	NONE
93334-1530	93464-0026	93357-0001	NONE	NONE	NONE	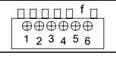	CLOSED	CLOSED	NONE	NONE

6 CIRCUIT

PART NUMBER	HOUSING USED	MOLEX TERMINAL NO.	TERMINAL VOID POSITION	LATCH POSITION	REMOVED POSITION KEYS	CONFIGURATION	FIRST ENDWALL	LAST ENDWALL	0.55 POLARIZING RIB BETWEEN	COLOUR STRIPE
93334-1531	93464-0006	93357-0001	NONE	NONE	b d	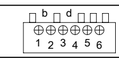	OPEN	OPEN	NONE	NONE
93334-1532	93464-0006	93357-0001	NONE	NONE	d e	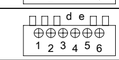	OPEN	OPEN	NONE	VIOLET
93334-1533	93413-0206	93357-0001	CCT 2,5	NONE	NONE	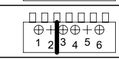	OPEN	OPEN	BETWEEN CCT 2&3	RED
93334-1534	93413-0406	93357-0001	NONE	NONE	NONE	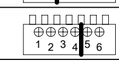	OPEN	OPEN	BETWEEN CCT 4&5	BLUE
93334-1535	93794-0106	93357-0001	CCT 2,4,6	NONE	NONE	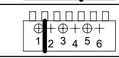	OPEN	OPEN	BETWEEN CCT 1&2	BLACK
93334-1536	93413-0106	93357-0001	CCT 2,5	NONE	NONE	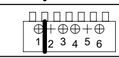	OPEN	OPEN	BETWEEN CCT 1&2	BLACK
93334-1537	93794-0206	93357-0001	NONE	NONE	NONE	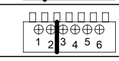	OPEN	OPEN	BETWEEN CCT 2&3	RED
93334-1539	93464-0006	93357-0001	CCT 3,4,5,6	NONE	NONE	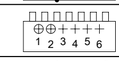	OPEN	OPEN	NONE	NONE
93334-1540	93464-0006	93357-0001	NONE	NONE	a b c f g		OPEN	OPEN	NONE	NONE
93334-1541	93464-0006	93357-0001	NONE	NONE	a b c d		OPEN	OPEN	NONE	NONE
93334-1542	93464-0006	93357-0001	NONE	NONE	NONE	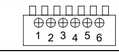	OPEN	OPEN	NONE	BLUE
93334-1543	93794-0106	93357-0001	CCT 3,4,5,6	NONE	NONE		OPEN	OPEN	BETWEEN CCT 1&2	BLACK
93334-1544	93464-0006	93357-0001	NONE	NONE	b f g	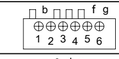	OPEN	OPEN	NONE	NONE
93334-1545	93464-0006	93357-0001	CCT 3,5	NONE	c d e		OPEN	OPEN	NONE	NONE
93334-1546	93049-0006	93357-0004	NONE	NONE	NONE	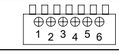	OPEN	OPEN	NONE	NONE
93334-1547	93413-0226	93357-0004	NONE	NONE	NONE	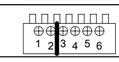	CLOSED	CLOSED	BETWEEN CCT 2&3	NONE
93334-1548	93413-0326	93357-0004	NONE	NONE	NONE	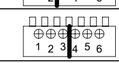	CLOSED	CLOSED	BETWEEN CCT 3&4	NONE
93334-1549	93413-0426	93357-0004	NONE	NONE	NONE	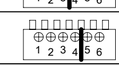	CLOSED	CLOSED	BETWEEN CCT 4&5	NONE
93334-1550	93413-0126	93357-0004	NONE	NONE	NONE	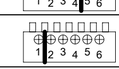	CLOSED	CLOSED	BETWEEN CCT 1&2	NONE
93334-1551	93049-0006	93357-0004	NONE	NONE	e f	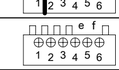	OPEN	OPEN	NONE	NONE
93334-1553	93794-0206	93357-0001	CCT 2,5	NONE	NONE	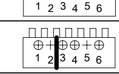	OPEN	OPEN	BETWEEN CCT 2&3	NONE

NOTES

1. + DENOTES TERMINAL VOIDED POSITION
   ⊕ DENOTES TERMINAL LOADED POSITION
   | DENOTES POLARIZING RIB POSITION
   ⊠ DENOTES LATCH POSITION
2. MOLEX HOUSING NO. FOR REFERENCE ONLY

THIS DRAWING CONTAINS INFORMATION THAT IS PROPRIETARY TO MOLEX ELECTRONIC TECHNOLOGIES, LLC AND SHOULD NOT BE USED WITHOUT WRITTEN PERMISSION

DIMENSION UNITS	SCALE
mm	

GENERAL TOLERANCES (UNLESS SPECIFIED)

ANGULAR TOL	±	0.5 °
4 PLACES	±	
3 PLACES	±	0.05
2 PLACES	±	0.1
1 PLACE	±	0.2
0 PLACES	±	

DRAFT WHERE APPLICABLE MUST REMAIN WITHIN DIMENSIONS

CURRENT REV DESC:

EC NO: 776328
DRWN: GOPIS 2023/12/13
CHK'D: RAHULH3 2024/02/06
APPR: MRAMAKRISHNA 2024/02/06

INITIAL REVISION:
DRWN: CFISHER01 2016/01/28
APPR: MSHANAHAN 2016/05/16

THIRD ANGLE PROJECTION | DRAWING: A2-SIZE | SERIES: 93334

molex

APPLI-MATE 2.5 FEMALE
G.W.T 750 VERSION WITH BEAD ON TERMINAL

PRODUCT CUSTOMER DRAWING

DOCUMENT NUMBER	DOC TYPE	DOC PART	REVISION
933340001	PSD	000	AC2

MATERIAL NUMBER	CUSTOMER	SHEET NUMBER
SEE SHEET 2-13	GENERAL MARKET	8 OF 13

DOCUMENT STATUS	P1	RELEASE DATE	2024/02/06 13:22:36

6 CIRCUIT

PART NUMBER	HOUSING USED	MOLEX TERMINAL NO.	TERMINAL VOID POSITION	LATCH POSITION	REMOVED POSITION KEYS	CONFIGURATION	FIRST ENDWALL	LAST ENDWALL	0.55 POLARIZING RIB BETWEEN	COLOUR STRIPE
93334-1554	93794-0506	93357-0001	NONE	NONE	NONE	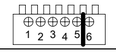	OPEN	OPEN	BETWEEN CCT 5&6	NONE
93334-1555	93794-0106	93357-0001	NONE	NONE	NONE	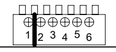	OPEN	OPEN	BETWEEN CCT 1&2	BLACK
93334-1556	93794-0106	93357-0001	NONE	NONE	NONE	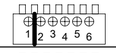	OPEN	OPEN	BETWEEN CCT 1&2	BLUE
93334-1557	93794-0206	93357-0001	NONE	NONE	NONE	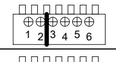	OPEN	OPEN	BETWEEN CCT 2&3	NONE
93334-1558	93794-0106	93357-0001	CCT 3	NONE	NONE	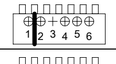	OPEN	OPEN	BETWEEN CCT 1&2	NONE
93334-1559	93794-0246	93357-0001	NONE	NONE	NONE	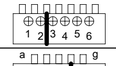	CLOSED	OPEN	BETWEEN CCT 2&3	NONE
93334-1560	93794-0406	93357-0001	NONE	NONE	a g	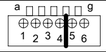	OPEN	OPEN	BETWEEN CCT 4&5	NONE
93334-1562	93794-0106	93357-0001	NONE	NONE	NONE	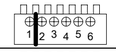	OPEN	OPEN	BETWEEN CCT 1&2	NONE
93334-1563	93794-0326	93357-0001	CCT 2&5	NONE	NONE	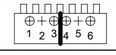	CLOSED	CLOSED	BETWEEN CCT 3&4	NONE
93334-1564	93794-0426	93357-0001	CCT 2&5	NONE	NONE	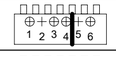	CLOSED	CLOSED	BETWEEN CCT 4&5	NONE
93334-1565	93794-0406	93357-0001	NONE	NONE	NONE	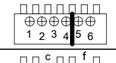	OPEN	OPEN	BETWEEN CCT 4&5	BLUE
93334-1566	93794-0306	93357-0001	NONE	NONE	c f	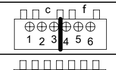	OPEN	OPEN	BETWEEN CCT 3&4	NONE
93334-1567	93464-0026	93357-0001	CCT 2&5	NONE	NONE	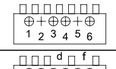	CLOSED	CLOSED	NONE	NONE
93334-1568	93464-0006	93357-0001	NONE	NONE	d f	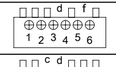	OPEN	OPEN	NONE	NONE
93334-1569	93464-0026	93357-0001	NONE	NONE	c d	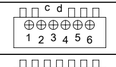	CLOSED	CLOSED	NONE	NONE
93334-1570	93464-0006	93357-0001	CCT 2&5	NONE	NONE	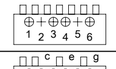	OPEN	OPEN	NONE	NONE
93334-1571	93464-0006	93357-0001	NONE	NONE	c e g	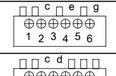	OPEN	OPEN	NONE	NONE
93334-1572	93464-0046	93357-0001	NONE	NONE	c d	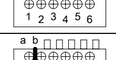	OPEN	CLOSED	NONE	NONE
93334-1573	93794-0106	93357-0001	NONE	NONE	a b		OPEN	OPEN	BETWEEN CCT 1&2	NONE
93334-1574	93794-0506	93357-0001	NONE	NONE	d f	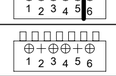	OPEN	OPEN	BETWEEN CCT 5&6	NONE
93334-1575	93464-9904	93357-0001	CCT 2&5	NONE	NONE	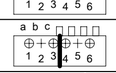	NARROW FLUSH	FLUSH	NONE	NONE
93334-1576	93794-0326	93357-0001	CCT 2&5	NONE	a b c		CLOSED	CLOSED	BETWEEN CCT 3&4	NONE
93334-1577	93794-0426	93357-0001	CCT 2&5	NONE	e f g	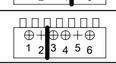	CLOSED	CLOSED	BETWEEN CCT 4&5	NONE
93334-1578	93794-0206	93357-0001	CCT 2&5	NONE	NONE	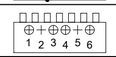	OPEN	OPEN	BETWEEN CCT 2&3	NONE
93334-1579	93464-0006	93357-0001	CCT 2&5	NONE	NONE		OPEN	OPEN	NONE	NONE
93334-1580	94006-0006 ZEUS	93357-0001	NONE	NONE	NONE	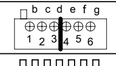	OPEN	OPEN	NONE	NONE
93334-1581	93464-0306	93357-0001	NONE	NONE	b c d e f g	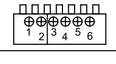	OPEN	OPEN	BETWEEN CCT 3&4	NONE
93334-1582	94010-0206	93357-0001	NONE	NONE	NONE		OPEN	OPEN	BETWEEN CCT 2 & 3	RED

THIS DRAWING CONTAINS INFORMATION THAT IS PROPRIETARY TO MOLEX ELECTRONIC TECHNOLOGIES, LLC AND SHOULD NOT BE USED WITHOUT WRITTEN PERMISSION

DIMENSION UNITS	SCALE
mm	

GENERAL TOLERANCES (UNLESS SPECIFIED)

ANGULAR TOL	± 0.5 °
4 PLACES	±
3 PLACES	± 0.05
2 PLACES	± 0.1
1 PLACE	± 0.2
0 PLACES	±

DRAFT WHERE APPLICABLE MUST REMAIN WITHIN DIMENSIONS

CURRENT REV DESC:

EC NO: 776328
DRWN: GOPIS 2023/12/13
CHK'D: RAHULH3 2024/02/06
APPR: MRAMAKRISHNA 2024/02/06

INITIAL REVISION:
DRWN: CFISHER01 2016/01/28
APPR: MSHANAHAN 2016/05/16

molex

APPLI-MATE 2.5 FEMALE
G.W.T 750 VERSION WITH BEAD ON TERMINAL

PRODUCT CUSTOMER DRAWING

DOCUMENT NUMBER	DOC TYPE	DOC PART	REVISION
933340001	PSD	000	AC2

THIRD ANGLE PROJECTION	DRAWING	SERIES	MATERIAL NUMBER	CUSTOMER	SHEET NUMBER
	A2-SIZE	93334	SEE SHEET 2-13	GENERAL MARKET	9 OF 13

DOCUMENT STATUS	P1	RELEASE DATE	2024/02/06 13:22:36

FORMAT: 11x17 Grid-A2
REVISION: 2.0
DATE: 2016/05/16

7 CIRCUIT

PART NUMBER	HOUSING USED	MOLEX TERMINAL NO.	TERMINAL VOID POSITION	LATCH POSITION	REMOVED POSITION KEYS	CONFIGURATION	FIRST ENDWALL	LAST ENDWALL	0.55mm POLARIZING RIB BETWEEN	COLOUR STRIPE
93334-2001	93464-0007	93357-0001	NONE	NONE	NONE		OPEN	OPEN	NONE	NONE
93334-2002	93464-0007	93357-0001	CCT 2, 3, 5	NONE	c d f h		OPEN	OPEN	NONE	NONE
93334-2003	93464-0007	93357-0001	NONE	NONE	a c d e f g		OPEN	OPEN	NONE	NONE
93334-2004	93464-0007	93357-0001	NONE	NONE	b c f h		OPEN	OPEN	NONE	NONE
93334-2005	93464-0007	93357-0001	NONE	NONE	b c d e f		OPEN	OPEN	NONE	NONE
93334-2006	93464-0007	93357-0001	CCT 3	NONE	a c e f h		OPEN	OPEN	NONE	YELLOW
93334-2007	93464-0007	93357-0001	NONE	NONE	a c d e f h		OPEN	OPEN	NONE	NONE
93334-2008	93464-0007	93357-0001	CCT 2,4,6,7	NONE	b e		OPEN	OPEN	NONE	BLUE
93334-2009	93794-0607	93357-0001	NONE	NONE	NONE		OPEN	OPEN	BETWEEN CCT 6&7	NONE
93334-2010	93464-0007	93357-0001	CCT 2,3	NONE	b c f h		OPEN	OPEN	NONE	NONE
93334-2011	93464-0007	93357-0001	NONE	NONE	a d		OPEN	OPEN	NONE	NONE
93334-2012	93464-0007	93357-0001	NONE	NONE	a b e f		OPEN	OPEN	NONE	NONE
93334-2013	93464-0007	93357-0001	NONE	NONE	b c d f		OPEN	OPEN	NONE	NONE
93334-2015	93794-0107	93357-0001	NONE	NONE	a h		OPEN	OPEN	BETWEEN CCT 1&2	NONE
93334-2016	93464-0007	93357-0001	NONE	NONE	a d e f h		OPEN	OPEN	NONE	NONE
93334-2017	93464-0007	93357-0001	NONE	NONE	b d e f h		OPEN	OPEN	NONE	NONE
93334-2018	93464-0007	93357-0001	NONE	NONE	a b		OPEN	OPEN	NONE	NONE
93334-2019	93464-0007	93357-0001	NONE	NONE	c d e f g h		OPEN	OPEN	NONE	NONE
93334-2020	93794-0227	93357-0001	NONE	NONE	NONE		CLOSED	CLOSED	BETWEEN CCT 2&3	NONE
93334-2021	93464-0007	93357-0001	NONE	NONE	c d e f		OPEN	OPEN	NONE	NONE
93334-2022	93464-0007	93357-0001	CCT 4	CCT 4	NONE		CLOSED	OPEN	NONE	NONE
93334-2023	93464-0007	93357-0001	CCT 7	NONE	NONE		OPEN	OPEN	NONE	NONE
93334-2024	93794-0207	93357-0001	CCT 2,3	NONE	NONE		OPEN	OPEN	BETWEEN CCT 2&3	BLACK
93334-2025	93049-0007	93357-0004	NONE	NONE	NONE		OPEN	OPEN	NONE	NONE
93334-2026	93464-0007	93357-0001	NONE	NONE	NONE		OPEN	CLOSED	NONE	NONE
93334-2027	93464-0007	93357-0001	NONE	NONE	NONE		OPEN	OPEN	NONE	BLUE
93334-2028	93794-0207	93357-0001	NONE	NONE	NONE		OPEN	OPEN	BETWEEN CCT 2&3	NONE
93334-2029	93794-0507	93357-0001	NONE	NONE	NONE		OPEN	OPEN	BETWEEN CCT 5&6	NONE
93334-2030	93794-0247	93357-0001	NONE	NONE	NONE		OPEN	CLOSED	BETWEEN CCT 2&3	BLUE
93334-2031	93794-0207	93357-0001	NONE	NONE	NONE		OPEN	OPEN	BETWEEN CCT 2&3	BLUE

7 CIRCUIT

	PART NUMBER	HOUSING USED	MOLEX TERMINAL NO.	TERMINAL VOID POSITION	LATCH POSITION	REMOVED POSITION KEYS	CONFIGURATION	FIRST ENDWALL	LAST ENDWALL	0.55mm POLARIZING RIB BETWEEN	COLOUR STRIPE
	93334-2032	93464-0007	93357-0001	CCT 2, 3, 4, 6	NONE	NONE		OPEN	OPEN	NONE	NONE
	93334-2033	93464-0007	93357-0001	NONE	NONE	b c d e f g		OPEN	OPEN	NONE	NONE
	93334-2034	93413-0327	93357-0001	NONE	NONE	NONE		CLOSED	CLOSED	BETWEEN CCT 3&4	NONE
	93334-2035	93794-1767	93357-0001	CCT 3	NONE	NONE		CLOSED	OPEN	BETWEEN CCT 2&3 & 5&6	NONE
	93334-2036	93794-1747	93357-0001	CCT 5	NONE	NONE		OPEN	CLOSED	BETWEEN CCT 2&3 & 5&6	NONE
	93334-2037	94006-0007 ZEUS	93357-0001	NONE	NONE	NONE		OPEN	OPEN	NONE	NONE
	93334-2038	93794-0207	93357-0001	CCT 4,6	NONE	NONE		OPEN	OPEN	BETWEEN CCT 2&3	NONE
	93334-2039	93464-0007	93357-0001	NONE	NONE	b d e f g h		OPEN	OPEN	NONE	NONE
	93334-2040	93413-8327	93357-0001	CCT 2,4,6	CCT 4	NONE		CLOSED	CLOSED	BETWEEN CCT 1&2	NONE
AC1	93334-2041	93413-9916	93357-0001	CCT 2,4,6	CCT 4	NONE		NARROW FLUSH	NARROW FLUSH	BETWEEN CCT 1&2	NONE
AC1	93334-2042	93413-8307	93357-0001	NONE	CCT 4	NONE		OPEN	OPEN	BETWEEN CCT 1&2	NONE
AC2	93334-2043	93049-9916	93357-0001	CCT 2,4,6	CCT 4	d e		NARROW FLUSH	NARROW FLUSH	BETWEEN CCT 1&2	NONE
AC2	93334-2044	94006-0007 ZEUS	93357-0001	CCT 2,4	NONE	NONE		OPEN	OPEN	NONE	GREEN

NOTES

1. + DENOTES TERMINAL VOIDED POSITION
   ⊕ DENOTES TERMINAL LOADED POSITION
   | DENOTES POLARIZING RIB POSITION
   ⊠ DENOTES LATCH POSITION
2. MOLEX HOUSING NO. FOR REFERENCE ONLY

THIS DRAWING CONTAINS INFORMATION THAT IS PROPRIETARY TO MOLEX ELECTRONIC TECHNOLOGIES, LLC AND SHOULD NOT BE USED WITHOUT WRITTEN PERMISSION

DIMENSION UNITS	mm
SCALE	
GENERAL TOLERANCES (UNLESS SPECIFIED)	
ANGULAR TOL	± 0.5 °
4 PLACES	±
3 PLACES	± 0.05
2 PLACES	± 0.1
1 PLACE	± 0.2
0 PLACES	±
DRAFT WHERE APPLICABLE MUST REMAIN WITHIN DIMENSIONS	

CURRENT REV DESC:

EC NO: 776328
DRWN: GOPIS 2023/12/13
CHK'D: RAHULH3 2024/02/06
APPR: MRAMAKRISHNA 2024/02/06

INITIAL REVISION:
DRWN: CFISHER01 2016/01/28
APPR: MSHANAHAN 2016/05/16

THIRD ANGLE PROJECTION | DRAWING: A2-SIZE | SERIES: 93334

molex

APPLI-MATE 2.5 FEMALE
G.W.T 750 VERSION WITH BEAD ON TERMINAL

PRODUCT CUSTOMER DRAWING

DOCUMENT NUMBER	DOC TYPE	DOC PART	REVISION
933340001	PSD	000	AC2

MATERIAL NUMBER	CUSTOMER	SHEET NUMBER
SEE SHEET 2-13	GENERAL MARKET	10 OF 13

DOCUMENT STATUS	P1	RELEASE DATE	2024/02/06 13:22:36

8 CIRCUIT

PART NUMBER	HOUSING USED	MOLEX TERMINAL NO.	TERMINAL VOID POSITION	LATCH POSITION	REMOVED POSITION KEYS	CONFIGURATION	FIRST ENDWALL	LAST ENDWALL	0.55mm POLARIZING RIB BETWEEN	COLOUR STRIPE
93334-2501	93464-0008	93357-0001	NONE	NONE	NONE	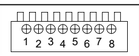	OPEN	OPEN	NONE	NONE
93334-2502	93464-0008	93357-0001	CCT 2,5,7	NONE	b c d f g h i	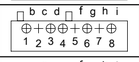	OPEN	OPEN	NONE	NONE
93334-2503	93464-0008	93357-0001	NONE	NONE	c f h i	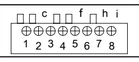	OPEN	OPEN	NONE	NONE
93334-2504	93794-0608	93357-0001	NONE	NONE	NONE	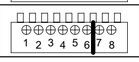	OPEN	OPEN	BETWEEN CCT 6&7	BLUE
93334-2505	93794-0708	93357-0001	NONE	NONE	NONE	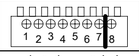	OPEN	OPEN	BETWEEN CCT 7&8	BLUE
93334-2506	93464-0008	93357-0001	NONE	NONE	b c d g h i	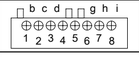	OPEN	OPEN	NONE	NONE
93334-2507	93794-0708	93357-0001	NONE	NONE	NONE	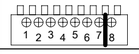	OPEN	OPEN	BETWEEN CCT 7&8	NONE
93334-2508	93794-0608	93357-0001	NONE	NONE	NONE		OPEN	OPEN	BETWEEN CCT 6&7	NONE
93334-2509	93464-0008	93357-0001	CCT 1,2,5	NONE	a b d f h i		OPEN	OPEN	NONE	NONE
93334-2751	93464-0008	93357-0001	NONE	NONE	NONE		OPEN	CLOSED	NONE	NONE
93334-2752	93464-0008	93357-0001	CCT 1,2,7,8	NONE	a b d f h i		OPEN	OPEN	NONE	BLACK
93334-2753	93794-1308	93357-0001	NONE	NONE	NONE	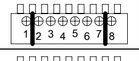	OPEN	OPEN	BETWEEN 1&2 + 7&8	NONE
93334-2754	93794-0568	93357-0001	NONE	NONE	NONE		CLOSED	OPEN	BETWEEN CCT 5&6	NONE
93334-2510	93464-0008	93357-0001	NONE	NONE	a b c d g h		OPEN	OPEN	NONE	NONE
93334-2511	93464-0008	93357-0001	NONE	NONE	a c d e g h i		OPEN	OPEN	NONE	NONE
93334-2512	93464-0008	93357-0001	CCT 2,7	CCT 2 & 7	NONE		OPEN	OPEN	NONE	NONE
93334-2513	93413-0208	93357-0001	NONE	NONE	NONE	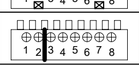	OPEN	OPEN	BETWEEN CCT 2&3	BROWN
93334-2514	93464-0008	93357-0001	CCT 2,4	NONE	NONE		OPEN	OPEN	NONE	NONE
93334-2515	93464-0008	93357-0001	CCT 6,7,8	NONE	NONE	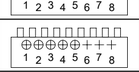	OPEN	OPEN	NONE	NONE
93334-2516	93049-0008	93357-0004	NONE	NONE	NONE	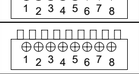	OPEN	OPEN	NONE	NONE
93334-2517	93049-0008	93357-0004	NONE	NONE	b c d h		OPEN	OPEN	NONE	NONE
93334-2518	93049-0008	93357-0004	NONE	NONE	b c d g h		OPEN	OPEN	NONE	NONE
93334-2519	93794-0208	93357-0001	NONE	NONE	NONE	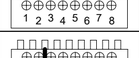	OPEN	OPEN	BETWEEN CCT 2&3	NONE
93334-2520	93794-0508	93357-0001	NONE	NONE	NONE	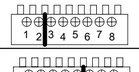	OPEN	OPEN	BETWEEN CCT 5&6	NONE
93334-2521	93794-0648	93357-0001	CCT 5&7	NONE	b c d	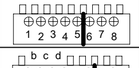	OPEN	CLOSED	BETWEEN CCT 6&7	NONE
93334-2522	93794-0508	93357-0001	NONE	NONE	a b c d	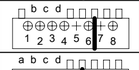	OPEN	OPEN	BETWEEN CCT 5&6	NONE
93334-2523	93464-0008	93357-0001	NONE	NONE	c h i	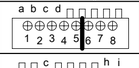	OPEN	OPEN	NONE	NONE
93334-2524	93464-0068	93357-0001	CCT 5&7	NONE	NONE	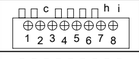	CLOSED	OPEN	NONE	NONE
93334-2525	93794-0308	93357-0001	NONE	NONE	NONE	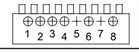	OPEN	OPEN	BETWEEN CCT 3&4	NONE
93334-2526	93464-0008	93357-0001	CCT 5&7	NONE	NONE	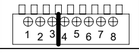	OPEN	OPEN	NONE	NONE

8 CIRCUIT

PART NUMBER	HOUSING USED	MOLEX TERMINAL NO.	TERMINAL VOID POSITION	LATCH POSITION	REMOVED POSITION KEYS	CONFIGURATION	FIRST ENDWALL	LAST ENDWALL	0.55mm POLARIZING RIB BETWEEN	COLOUR STRIPE
93334-2527	93794-0368	93357-0001	NONE	NONE	NONE	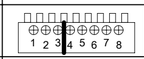	CLOSED	OPEN	BETWEEN CCT 3&4	NONE
93334-2528	93464-9905	93357-0001	CCT 5,7	NONE	b c d	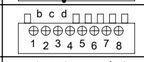	NARROW FLUSH	OPEN	NONE	NONE
93334-2529	93464-0008	93357-0001	NONE	NONE	b c d h i	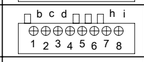	OPEN	OPEN	NONE	NONE
93334-2530	94010-0208	93357-0001	NONE	NONE	NONE	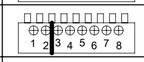	OPEN	OPEN	BETWEEN CCT 2&3	BROWN
93334-2531	94010-0208	93357-0001	NONE	NONE	NONE	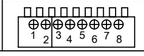	OPEN	OPEN	BETWEEN CCT 2&3	ORANGE

NOTES

1. + DENOTES TERMINAL VOIDED POSITION
   ⊕ DENOTES TERMINAL LOADED POSITION
   | DENOTES POLARIZING RIB POSITION
   ⊠ DENOTES LATCH POSITION
2. MOLEX HOUSING NO. FOR REFERENCE ONLY

THIS DRAWING CONTAINS INFORMATION THAT IS PROPRIETARY TO MOLEX ELECTRONIC TECHNOLOGIES, LLC AND SHOULD NOT BE USED WITHOUT WRITTEN PERMISSION

DIMENSION UNITS	SCALE
mm	

GENERAL TOLERANCES (UNLESS SPECIFIED)

ANGULAR TOL	±	0.5 °
4 PLACES	±	
3 PLACES	±	0.05
2 PLACES	±	0.1
1 PLACE	±	0.2
0 PLACES	±	

DRAFT WHERE APPLICABLE MUST REMAIN WITHIN DIMENSIONS

CURRENT REV DESC:

EC NO: 776328
DRWN: GOPIS 2023/12/13
CHK'D: RAHULH3 2024/02/06
APPR: MRAMAKRISHNA 2024/02/06

INITIAL REVISION:
DRWN: CFISHER01 2016/01/28
APPR: MSHANAHAN 2016/05/16

molex

APPLI-MATE 2.5 FEMALE
G.W.T 750 VERSION WITH BEAD ON TERMINAL

PRODUCT CUSTOMER DRAWING

DOCUMENT NUMBER	DOC TYPE	DOC PART	REVISION
933340001	PSD	000	AC2

THIRD ANGLE PROJECTION	DRAWING	SERIES	MATERIAL NUMBER	CUSTOMER	SHEET NUMBER
	A2-SIZE	93334	SEE SHEET 2-13	GENERAL MARKET	11 OF 13

DOCUMENT STATUS	P1	RELEASE DATE	2024/02/06 13:22:36

FORMAT: 11x17_Prod-A2
REVISION: 1
DATE: 2019/01/31

9 CIRCUIT

PART NUMBER	HOUSING USED	MOLEX TERMINAL NO.	TERMINAL VOID POSITION	LATCH POSITION	REMOVED POSITION KEYS	CONFIGURATION	FIRST ENDWALL	LAST ENDWALL	0.55mm POLARIZING RIB BETWEEN	COLOUR STRIPE
93334-3001	93464-0009	93357-0001	NONE	NONE	NONE	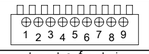	OPEN	OPEN	NONE	NONE
93334-3002	93464-0009	93357-0001	CCT 3, 5, 8	NONE	b c d e f g h i	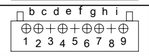	OPEN	OPEN	NONE	NONE
93334-3003	93794-0809	93357-0001	NONE	NONE	NONE	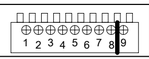	OPEN	OPEN	BETWEEN CCT 8&9	NONE
93334-3004	93794-0409	93357-0001	NONE	NONE	NONE	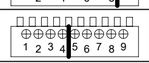	OPEN	OPEN	BETWEEN CCT 4&5	NONE
93334-3005	93464-0009	93357-0001	CCT 2, 5, 8	NONE	b c h i	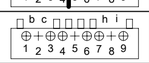	OPEN	OPEN	NONE	NONE
93334-3006	93464-0009	93357-0001	NONE	NONE	b c h i		OPEN	OPEN	NONE	NONE
93334-3007	93464-0009	93357-0001	CCT 3, 5, 8	NONE	NONE	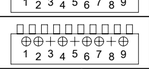	OPEN	OPEN	NONE	BLUE
93334-3008	93464-0009	93357-0001	NONE	NONE	b c e f g i		OPEN	OPEN	NONE	NONE
93334-3009	93794-0209	93357-0001	CCT 2,5,7	NONE	NONE	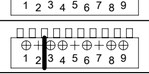	OPEN	OPEN	BETWEEN CCT 2&3	BLACK
93334-3010	93794-0209	93357-0001	NONE	NONE	NONE		OPEN	OPEN	BETWEEN CCT 2&3	BLACK
93334-3011	93794-0209	93357-0001	CCT 3	NONE	NONE		OPEN	OPEN	BETWEEN CCT 2&3	BLUE
93334-3012	93464-0009	93357-0001	CCT 4,6,8	NONE	c d e f h i j		OPEN	OPEN	NONE	NONE
93334-3013	93049-0009	93357-0004	NONE	NONE	NONE	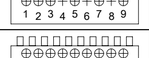	OPEN	OPEN	NONE	NONE
93334-3014	93794-0209	93357-0001	NONE	NONE	NONE	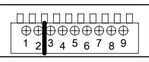	OPEN	OPEN	BETWEEN CCT 2&3	NONE
93334-3015	93794-0369	93357-0001	NONE	NONE	NONE	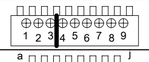	CLOSED	OPEN	BETWEEN CCT 3&4	NONE
93334-3016	93413-0229	93357-0001	CCT 3,5,7	NONE	a j	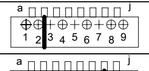	CLOSED	CLOSED	BETWEEN CCT 2&3	NONE
93334-3017	93413-0729	93357-0001	CCT 3,5,7	NONE	a j	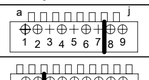	CLOSED	CLOSED	BETWEEN CCT 7&8	NONE
93334-3018	94006-0209 ZEUS	93357-0001	NONE	NONE	NONE	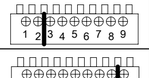	OPEN	OPEN	BETWEEN CCT 2&3	NONE
93334-3019	94006-9912 ZEUS	93357-0001	NONE	NONE	NONE	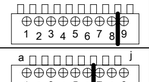	NARROW FLUSH	NARROW FLUSH	BETWEEN CCT 8&9	NONE
93334-3020	94006-0607 ZEUS	93357-0001	NONE	NONE	a j		OPEN	OPEN	BETWEEN CCT 6&7	NONE
93334-3021	94010-0209	93357-0001	CCT 2,5,7	NONE	NONE	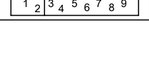	OPEN	OPEN	BETWEEN CCT 2&3	BLACK

11 CIRCUIT

PART NUMBER	HOUSING USED	MOLEX TERMINAL NO.	TERMINAL VOID POSITION	LATCH POSITION	REMOVED POSITION KEYS	CONFIGURATION	FIRST ENDWALL	LAST ENDWALL	0.55mm POLARIZING RIB BETWEEN	COLOUR STRIPE
93334-4001	93464-0011	93357-0001	NONE	NONE	NONE		OPEN	OPEN	NONE	NONE
93334-4002	93794-0911	93357-0001	NONE	NONE	b c d e f g h i j k	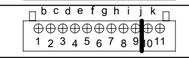	OPEN	OPEN	BETWEEN CCT 9&10	BLUE
93334-4003	93464-0011	93357-0001	NONE	NONE	b c d g h i j k		OPEN	OPEN	NONE	NONE
93334-4004	93794-0911	93357-0001	NONE	NONE	NONE	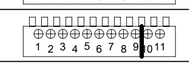	OPEN	OPEN	BETWEEN CCT 9&10	NONE
93334-4005	93049-0011	93357-0004	NONE	NONE	NONE	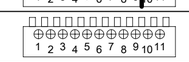	OPEN	OPEN	NONE	NONE
93334-4006	93794-1011	93357-0001	NONE	NONE	NONE	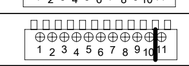	OPEN	OPEN	BETWEEN CCT 10&11	NONE
93334-4007	93794-0511	93357-0001	NONE	NONE	a b j k	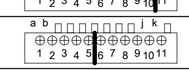	OPEN	OPEN	BETWEEN CCT 5&6	NONE
93334-4008	93794-0511	93357-0001	NONE	NONE	a b k l	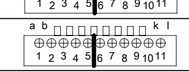	OPEN	OPEN	BETWEEN CCT 5&6	NONE
93334-4009	93794-0911	93357-0001	CCT 2,4,6,8	NONE	NONE	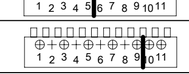	OPEN	OPEN	BETWEEN CCT 9&10	NONE

10 CIRCUIT

PART NUMBER	HOUSING USED	MOLEX TERMINAL NO.	TERMINAL VOID POSITION	LATCH POSITION	REMOVED POSITION KEYS	CONFIGURATION	FIRST ENDWALL	LAST ENDWALL	0.55mm POLARIZING RIB BETWEEN	COLOUR STRIPE
93334-3501	93464-0010	93357-0001	NONE	NONE	NONE		OPEN	OPEN	NONE	NONE
93334-3502	93794-0110	93357-0001	NONE	NONE	NONE	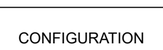	OPEN	OPEN	BETWEEN CCT 1&2	NONE
93334-3503	93464-0010	93357-0001	CCT 2,9	NONE	NONE	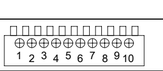	OPEN	OPEN	NONE	BLUE
93334-3504	93794-0710	93357-0001	NONE	NONE	NONE		OPEN	OPEN	BETWEEN CCT 7&8	NONE
93334-3505	93049-0010	93357-0004	NONE	NONE	NONE	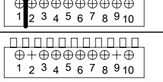	OPEN	OPEN	NONE	NONE
93334-3506	93413-0410	93357-0004	NONE	NONE	NONE	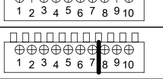	OPEN	OPEN	BETWEEN CCT 4&5	NONE
93334-3507	93794-0210	93357-0001	NONE	NONE	NONE	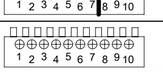	OPEN	OPEN	BETWEEN CCT 2&3	NONE
93334-3508	93464-0030	93357-0001	NONE	NONE	NONE	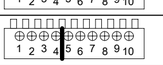	CLOSED	CLOSED	NONE	NONE
93334-3509	93464-0010	93357-0001	CCT 2,6,9	NONE	NONE	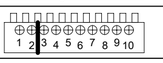	OPEN	OPEN	NONE	NONE
93334-3510	93049-0030	93357-0001	NONE	NONE	NONE	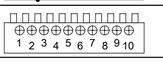	CLOSED	CLOSED	NONE	NONE
93334-3511	93794-0210	93357-0001	NONE	NONE	a k	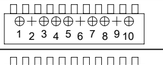	OPEN	OPEN	BETWEEN CCT 2&3	NONE

NOTES

1. + DENOTES TERMINAL VOIDED POSITION
   ⊕ DENOTES TERMINAL LOADED POSITION
   | DENOTES POLARIZING RIB POSITION
   ⊠ DENOTES LATCH POSITION
2. MOLEX HOUSING NO. FOR REFERENCE ONLY

DOCUMENT STATUS	P1	RELEASE DATE	2024/02/06 13:22:36

THIS DRAWING CONTAINS INFORMATION THAT IS PROPRIETARY TO MOLEX ELECTRONIC TECHNOLOGIES, LLC AND SHOULD NOT BE USED WITHOUT WRITTEN PERMISSION

DIMENSION UNITS	SCALE
mm	

GENERAL TOLERANCES (UNLESS SPECIFIED)

ANGULAR TOL	±	0.5 °
4 PLACES	±	
3 PLACES	±	0.05
2 PLACES	±	0.1
1 PLACE	±	0.2
0 PLACES	±	

DRAFT WHERE APPLICABLE MUST REMAIN WITHIN DIMENSIONS

CURRENT REV DESC:

EC NO: 776328
DRWN: GOPIS 2023/12/13
CHK'D: RAHULH3 2024/02/06
APPR: MRAMAKRISHNA 2024/02/06

INITIAL REVISION:
DRWN: CFISHER01 2016/01/28
APPR: MSHANAHAN 2016/05/16

THIRD ANGLE PROJECTION | DRAWING: A2-SIZE | SERIES: 93334

molex

APPLI-MATE 2.5 FEMALE
G.W.T 750 VERSION WITH BEAD ON TERMINAL

PRODUCT CUSTOMER DRAWING

DOCUMENT NUMBER	DOC TYPE	DOC PART	REVISION
933340001	PSD	000	AC2

MATERIAL NUMBER	CUSTOMER	SHEET NUMBER
SEE SHEET 2-13	GENERAL MARKET	12 OF 13

FORMAT: 11x17_Arch-A2
REVISION: 1.0
DATE: 2019/09/24

12 CIRCUIT

PART NUMBER	HOUSING USED	MOLEX TERMINAL NO.	TERMINAL VOID POSITION	LATCH POSITION	REMOVED POSITION KEYS	CONFIGURATION	FIRST ENDWALL	LAST ENDWALL	0.55mm POLARIZING RIB BETWEEN	COLOUR STRIPE
93334-4501	93464-0012	93357-0001	NONE	NONE	NONE	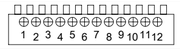	OPEN	OPEN	NONE	NONE
93334-4502	93464-0072	93357-0001	NONE	NONE	b c d f h i k l	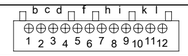	CLOSED	OPEN	NONE	NONE
93334-4503	93464-0032	93357-0001	NONE	NONE	NONE	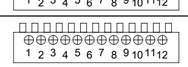	CLOSED	CLOSED	NONE	NONE
93334-4504	93464-0072	93357-0001	NONE	NONE	NONE	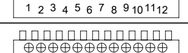	CLOSED	OPEN	NONE	NONE
93334-4505	93464-0012	93357-0001	CCT 1,2	NONE	a d f g i k m		OPEN	OPEN	NONE	GREEN
93334-4506	93464-0012	93357-0001	CCT 2,4,6,8	NONE	NONE		OPEN	OPEN	NONE	NONE
93334-4507	93794-0812	93357-0001	CCT 2,4,6,8	NONE	NONE	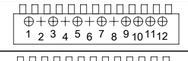	OPEN	OPEN	BETWEEN CCT 8&9	NONE
93334-4508	93794-1632	93357-0001	CCT 9&11	NONE	b c d g h i	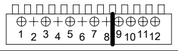	CLOSED	CLOSED	BETWEEN CCT 2&3, 10&11	NONE
93334-4509	93794-1112	93357-0001	NONE	NONE	a b L m		OPEN	OPEN	BETWEEN CCT 11&12	NONE
93334-4510	93794-0812	93357-0001	CCT 2,4,6,8	NONE	h i j		OPEN	OPEN	BETWEEN CCT 8&9	NONE
93334-4511	93049-0032	93357-0001	NONE	NONE	NONE	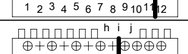	CLOSED	CLOSED	NONE	NONE

13 CIRCUIT

PART NUMBER	HOUSING USED	MOLEX TERMINAL NO.	TERMINAL VOID POSITION	LATCH POSITION	REMOVED POSITION KEYS	CONFIGURATION	FIRST ENDWALL	LAST ENDWALL	0.55mm POLARIZING RIB BETWEEN	COLOUR STRIPE
93334-5001	93464-0013	93357-0001	NONE	NONE	NONE	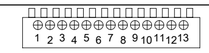	OPEN	OPEN	NONE	NONE
93334-5002	93413-0213	93357-0001	CCT 2,5,7,12	NONE	a n	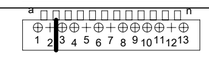	OPEN	OPEN	BETWEEN CCT 2&3	NONE
93334-5003	94006-0213 ZEUS	93357-0001	CCT 12	NONE	NONE		OPEN	OPEN	BETWEEN CCT 2&3	BLUE
93334-5004	94006-0213 ZEUS	93357-0001	NONE	NONE	NONE		OPEN	OPEN	BETWEEN CCT 2&3	NONE

AC2

14 CIRCUIT

PART NUMBER	HOUSING USED	MOLEX TERMINAL NO.	TERMINAL VOID POSITION	LATCH POSITION	REMOVED POSITION KEYS	CONFIGURATION	FIRST ENDWALL	LAST ENDWALL	0.55mm POLARIZING RIB BETWEEN	COLOUR STRIPE
93334-5501	93464-0014	93357-0001	NONE	NONE	NONE	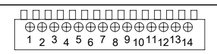	OPEN	OPEN	NONE	NONE
93334-5502	94006-0534 ZEUS	93357-0001	NONE	NONE	NONE	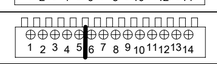	CLOSED	CLOSED	BETWEEN CCT 5&6	NONE

15 CIRCUIT

PART NUMBER	HOUSING USED	MOLEX TERMINAL NO.	TERMINAL VOID POSITION	LATCH POSITION	REMOVED POSITION KEYS	CONFIGURATION	FIRST ENDWALL	LAST ENDWALL	0.55mm POLARIZING RIB BETWEEN	COLOUR STRIPE
93334-6001	93464-0015	93357-0001	NONE	NONE	NONE	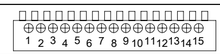	OPEN	OPEN	NONE	NONE
93334-6002	93794-0215	93357-0001	CCT 10, 12, 14	NONE	NONE	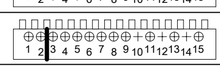	OPEN	OPEN	BETWEEN CCT 2&3	NONE
93334-6003	93049-0015	93357-0004	NONE	NONE	NONE	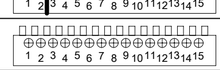	OPEN	OPEN	NONE	NONE
93334-6004	93413-0215	93357-0004	NONE	NONE	NONE		OPEN	OPEN	BETWEEN CCT 7&8	NONE

16 CIRCUIT

PART NUMBER	HOUSING USED	MOLEX TERMINAL NO.	TERMINAL VOID POSITION	LATCH POSITION	REMOVED POSITION KEYS	CONFIGURATION	FIRST ENDWALL	LAST ENDWALL	0.55mm POLARIZING RIB BETWEEN	COLOUR STRIPE
93334-6501	93464-0016	93357-0001	NONE	NONE	NONE	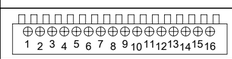	OPEN	OPEN	NONE	NONE
93334-6502	93049-0016	93357-0004	NONE	NONE	NONE	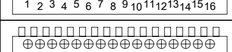	OPEN	OPEN	NONE	NONE

THIS DRAWING CONTAINS INFORMATION THAT IS PROPRIETARY TO MOLEX ELECTRONIC TECHNOLOGIES, LLC AND SHOULD NOT BE USED WITHOUT WRITTEN PERMISSION

DIMENSION UNITS	mm
SCALE	
GENERAL TOLERANCES (UNLESS SPECIFIED)	
ANGULAR TOL	± 0.5 °
4 PLACES	±
3 PLACES	± 0.05
2 PLACES	± 0.1
1 PLACE	± 0.2
0 PLACES	±
DRAFT WHERE APPLICABLE MUST REMAIN WITHIN DIMENSIONS	

CURRENT REV DESC:

EC NO: 776328
DRWN: GOPIS 2023/12/13
CHK'D: RAHULH3 2024/02/06
APPR: MRAMAKRISHNA 2024/02/06

INITIAL REVISION:
DRWN: CFISHER01 2016/01/28
APPR: MSHANAHAN 2016/05/16

THIRD ANGLE PROJECTION | DRAWING: A2-SIZE | SERIES: 93334

molex

APPLI-MATE 2.5 FEMALE
G.W.T 750 VERSION WITH BEAD ON TERMINAL

PRODUCT CUSTOMER DRAWING

DOCUMENT NUMBER	DOC TYPE	DOC PART	REVISION
933340001	PSD	000	AC2

MATERIAL NUMBER	CUSTOMER	SHEET NUMBER
SEE SHEET 2-13	GENERAL MARKET	13 OF 13

DOCUMENT STATUS	P1	RELEASE DATE	2024/02/06 13:22:36

FORMAT: Generic Molex A2
REVISION: A
DATE: 2018/08/14