# SR4D4060 ✔ ACTIVE

SCHRACK | SCHRACK SR4

TE Internal #: 7-1415055-1

Power Relays, Force-Guided, Monostable, 800 mW Coil Power Rating DC, 4500 Ω Coil Resistance, 60 VDC Coil Voltage, SCHRACK SR4

View on TE.com >

Relays & Contactors > Relays > Power Relays > Force Guided Relay with 4 contacts

Relay Type: **Force-Guided**

Coil Magnetic System: **Monostable**

Coil Power Rating DC: **800 mW**

Coil Resistance: **4500 Ω**

Coil Voltage Rating: **60 VDC**

All Force Guided Relay with 4 contacts (28)

## Features

### Product Type Features

| | |
|---|---|
| Relay Type | Force-Guided |

### Configuration Features

| | |
|---|---|
| Contact Special Features | Force Guided Contacts |
| Contact Arrangement | 2 Form A (NO) + 2 Form B (NC) |
| Contact Number of Poles | 4 |

### Electrical Characteristics

| | |
|---|---|
| Coil Current | .013 A |
| Insulation Initial Dielectric Between Open Contacts | 1500 Vrms |
| Contact Limiting Making Current | 8 A |
| Contact Limiting Short-Time Current | 8 A |
| Contact Limiting Continuous Current | 8 A |
| Insulation Initial Dielectric Between Adjacent Contacts | 2500 Vrms |

| | |
|---|---|
| Insulation Initial Dielectric Between Contacts & Coil | 4000 Vrms |
| Contact Limiting Breaking Current | 8 A |
| Coil Power Rating DC | 800 mW |
| Coil Resistance | 4500 Ω |
| Coil Voltage Rating | 60 VDC |
| Contact Current Rating | 8 A |
| Contact Switching Load (Min) | 10mA @ 5V |
| Contact Switching Voltage (Max) | 400 VAC |
| Contact Voltage Rating | 250 VAC |

## Body Features

| | |
|---|---|
| Product Weight | 30 g[1.058 oz] |

## Contact Features

| | |
|---|---|
| Contact Material | AgSnO2 |

## Termination Features

| | |
|---|---|
| Relay Connection Type | PCB Termination |
| Terminal Configuration | Solder Pins |

## Mechanical Attachment

| | |
|---|---|
| Product Mount Type | Printed Circuit Board |

## Dimensions

| | |
|---|---|
| Insulation Clearance Between Contact & Coil | 10 mm[.394 in] |
| Insulation Creepage Between Contact & Coil | 10 mm[.394 in] |
| Product Width | 13 mm[.511 in] |
| Product Length | 40 mm[1.57 in] |
| Product Height | 16.5 mm[.649 in] |

## Usage Conditions

| | |
|---|---|
| Environmental Ambient Temperature (Max) | 70 °C[158 °F] |

## Operation/Application

| | |
|---|---|
| Actuating System | DC |
| Coil Magnetic System | Monostable |

## Packaging Features

| | |
|---|---|
| Packaging Method | Box & Tube, Tube |

## Other

| | |
|---|---|
| Length Class (Mechanical) | 35 - 40 mm |
| Insulation Initial Dielectric Between Coil & Contact Class | 3500 - 4000 V |
| Environmental Ambient Temperature Class | -25 - 70 °C |
| Insulation Creepage Class | 8 mm |
| Insulation Clearance Class | 8 mm |
| Height Class (Mechanical) | 16 - 20 mm |
| Coil Power Rating Class | 600 - 800 mW |
| Width Class (Mechanical) | 12 - 16 mm |
| Contact Current Class | 5 - 10 A |

## Product Compliance

For compliance documentation, visit the product page on TE.com>

| | |
|---|---|
| EU RoHS Directive 2011/65/EU | Compliant |
| EU ELV Directive 2000/53/EC | Compliant |
| China RoHS 2 Directive MIIT Order No 32, 2016 | No Restricted Materials Above Threshold |
| EU REACH Regulation (EC) No. 1907/2006 | Current ECHA Candidate List: JAN 2024 (240)<br>Candidate List Declared Against: JAN 2024 (240)<br>Does not contain REACH SVHC |
| Halogen Content | Not Low Halogen - contains Br or Cl > 900 ppm. |
| Solder Process Capability | Wave solder capable to 260°C |

Product Compliance Disclaimer

This information is provided based on reasonable inquiry of our suppliers and represents our current actual knowledge based on the information they provided. This information is subject to change. The part numbers that TE has identified as EU RoHS compliant have a maximum concentration of 0.1% by weight in homogenous materials for lead, hexavalent chromium, mercury, PBB, PBDE, DBP, BBP, DEHP, DIBP, and 0.01% for cadmium, or qualify for an exemption to these limits as defined in the Annexes of Directive 2011/65/EU (RoHS2). Finished electrical and electronic equipment products will be CE marked as required by Directive 2011/65/EU. Components may not be CE marked. Additionally, the part numbers that TE has identified as EU ELV compliant have a maximum concentration of 0.1% by weight in homogenous materials for lead, hexavalent chromium, and mercury, and 0.01% for cadmium, or qualify for an exemption to these limits as defined in the Annexes of Directive 2000/53/EC (ELV). Regarding the REACH Regulation, the information TE provides on SVHC in articles for this part number is based on the latest European Chemicals Agency (ECHA) 'Guidance on requirements for substances in articles' posted at this URL: https://echa.europa.eu/guidance-documents/guidance-on-reach

## Compatible Parts



TE Part # 1546556-3
3P,STACKABLE,55 DEG,3.5MM

## Also in the Series | SCHRACK SR4



Power Relays(27)

## Customers Also Bought

TE Part # 5-1775443-2
EMIX CONN., 1.5MM PITCH, HDR, V /T, 2P

TE Part # 1-1734592-2
FPC CONN. 0.5MM PITCH B/C, 12P

TE Part # 1879233-7
SMW5 R18 5%

TE Part # 7-1393239-8
RT314A05

TE Part # 5-146130-1
04 MODII HDR DRST SFMNT B/A LF

TE Part # 2-2176092-7
RP 2A 0.25W 1K3 0.1% 25PPM 1K RL



TE Part # 3-2176403-3
3550 22R 1%

TE Part # 1466294-1
03300010001



TE Part # 2304168-9
4P MATE-AX, HDR ASSY,90 DEG,COD Z

## Documents

### CAD Files

3D PDF

3D

Customer View Model

ENG_CVM_CVM_7-1415055-1_G.2d_dxf.zip

English

Customer View Model

ENG_CVM_CVM_7-1415055-1_G.3d_igs.zip

English

Customer View Model

ENG_CVM_CVM_7-1415055-1_G.3d_stp.zip

English

By downloading the CAD file I accept and agree to the Terms and Conditionsof use.

### Datasheets & Catalog Pages

SR4_D/M

English

### Product Specifications

Definitions General Purpose Relays

English

### Agency Approvals

VDE Certificate

English