103956-7

DO NOT USE FOR NEW DESIGN

AMPMODU | AMPMODU MTE

TE Internal #: 103956-7

8 Position, Receptacle, Connector Assembly, Crimp / Insulation Displacement (IDC), Wire-to-Board, UL 94V-0, 2.54 mm [.1 in] Centerline, AMPMODU MTE

View on TE.com >

Connectors > Rectangular Connectors > Standard Rectangular Connectors

Connector Product Type: **Connector Assembly**

Connector & Housing Type: **Receptacle**

Mating Retention Type: **Latch**

Connector System: **Wire-to-Board**

Contact Retention Within Housing: **With**

Features

Product Type Features

Connector Product Type	Connector Assembly
Connector & Housing Type	Receptacle
Connector System	Wire-to-Board
Sealable	No
Connector & Contact Terminates To	Wire & Cable

Configuration Features

Number of Positions	8
Number of Rows	1

Electrical Characteristics

Termination Resistance	15 mΩ
Insulation Resistance	5000 MΩ
Dielectric Withstanding Voltage (Max)	600 VAC

Body Features

Primary Product Color	Black

Contact Features

Contact Layout	Inline
Contact Base Material	Phosphor Bronze
Contact Type	Socket

Contact Retention Within Housing	With
Contact Current Rating (Max)	3 A

Termination Features

Termination Method to Wire & Cable	Crimp, Insulation Displacement (IDC)

Mechanical Attachment

Strain Relief	Without
Panel Mount Feature	Without
Contact Retention Type Within Housing	Locking Lance
Mating Retention Type	Latch
Mating Retention	With
Connector Mounting Type	Cable Mount (Free-Hanging)

Housing Features

Housing Material	Thermoplastic
Centerline (Pitch)	2.54 mm[.1 in]

Dimensions

Compatible Insulation Diameter Range	1.37 mm[.054 in]
Connector Height	6.73 mm[.265 in]
Wire Size	26 – 22 AWG
Connector Length	40.64 mm[1.6 in]

Usage Conditions

Operating Temperature Range	-65 – 105 °C[-85 – 221 °F]

Operation/Application

Circuit Application	Signal

Industry Standards

Compatible With Approved Standards Products	CSA LR7189, UL E28476
Glow Wire Rating	Standard Part - Not Glow Wire
UL Flammability Rating	UL 94V-0

Packaging Features

Packaging Quantity	26
Packaging Method	Tube

Product Compliance

For compliance documentation, visit the product page on TE.com>

EU RoHS Directive 2011/65/EU	Not Compliant
EU ELV Directive 2000/53/EC	Compliant with Exemptions
China RoHS 2 Directive MIIT Order No 32, 2016	Restricted Materials Above Threshold
EU REACH Regulation (EC) No. 1907/2006	Current ECHA Candidate List: JUNE 2025 (250) Candidate List Declared Against: JUNE 2025 (250) SVHC > Threshold: Pb (13% in 4690948374) Article Safe Usage Statements: Do not eat, drink or smoke when using this product. Wash thoroughly after handling. Recycle if possible and dispose of the article by following all applicable governmental regulations relevant to your geographic location.
Halogen Content	Not Low Halogen - contains Br or Cl > 900 ppm.
Solder Process Capability	Not applicable for solder process capability

Product Compliance Disclaimer

This information is provided based on reasonable inquiry of our suppliers and represents our current actual knowledge based on the information they provided. This information is subject to change. The part numbers that TE has identified as EU RoHS compliant have a maximum concentration of 0.1% by weight in homogenous materials for lead, hexavalent chromium, mercury, PBB, PBDE, DBP, BBP, DEHP, DIBP, and 0.01% for cadmium, or qualify for an exemption to these limits as defined in the Annexes of Directive 2011/65/EU (RoHS2). Finished electrical and electronic equipment products will be CE marked as required by Directive 2011/65/EU. Components may not be CE marked. Additionally, the part numbers that TE has identified as EU ELV compliant have a maximum concentration of 0.1% by weight in homogenous materials for lead, hexavalent chromium, and mercury, and 0.01% for cadmium, or qualify for an exemption to these limits as defined in the Annexes of Directive 2000/53/EC (ELV). Regarding the REACH Regulation, the information TE provides on SVHC in articles for this part number is based on the latest European Chemicals Agency (ECHA) 'Guidance on requirements for substances in articles' posted at this URL: https://echa.europa.eu/guidance-documents/guidance-on-reach

Compatible Parts

TE Part # 103639-7
08 MTE HDR SRST LATCH .100CL

TE Part # 58074-1
MTA 50/100/156 MANUAL TOOL FRAME

TE Part # 843477-1
TOOL, EXTRACTION RESET

TE Part # 58336-1
HEAD (IDC) MODU MTE WITHOUT TOOL FRAME

Also in the Series | AMPMODU MTE

Connector Caps & Covers(18)

Connector Contacts(26)



Connector Hardware(1)

Insertion & Extraction Tools(1)



PCB Headers & Receptacles(409)

Rectangular Connector Housings(66)



Standard Rectangular Connectors(248)

Wire-to-Board Connector Assemblies & Housings(248)



Wire-to-Board Headers & Receptacles (409)

Customers Also Bought

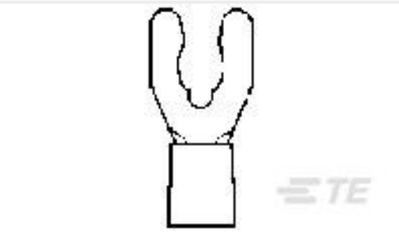

TE Part #52951-1
PG SPR SPD 22-16COM22-18MIL 10

TE Part #91502-1
CCII MICRO MNL REC 30-26 ASSY

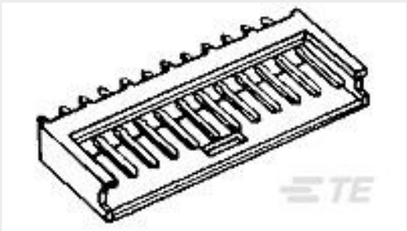

TE Part #280370-1
2P AMPMODU II SHRD HDR, ST, TIN

TE Part #8-1622826-8
CRG0402 1% 20R

TE Part #4-1676481-0
CPF 0603 240R 0.1% 25PPM 1K RL

TE Part #1877285-5
05P EP SHRD HDR ASMY, WHITE

TE Part #5-1879337-9
CPF 0603 10K 1% 50PPM 1K RL



TE Part #2-2176408-2
3560 15K 5%



TE Part #2301996-7
RJ45 JACK INT.MAG. 1GB LED 1X2 INV.

TE Part #2176305-5
RP 1E 0.1W 118R 0.1% 25PPM 5K RL

Documents

Product Drawings

2X8 MTE RCPT SR LATCH .100CL

English

CAD Files

3D PDF

3D

Customer View Model

ENG_CVM_CVM_103956-7_T.2d_dxf.zip

English

Customer View Model

ENG_CVM_CVM_103956-7_T.3d_igs.zip

English

Customer View Model

ENG_CVM_CVM_103956-7_T.3d_stp.zip

English

3D PDF

English

Customer View Model

ENG_CVM_103956-7_P.2d_dxf.zip

English

Customer View Model

ENG_CVM_103956-7_P.3d_igs.zip

English

Customer View Model

ENG_CVM_103956-7_P.3d_stp.zip

English

By downloading the CAD file I accept and agree to the Terms and Conditions of use.

Datasheets & Catalog Pages

AMPMODU MTE INTERCONNECT SYSTEM

English

Product Specifications

Application Specification

English

Instruction Sheets

Instruction Sheet (U.S.)

English