V23047A1048A501 ✔ ACTIVE

SCHRACK | SCHRACK SR2

TE Internal #: 3-1415006-1

Power Relays, Force-Guided, Monostable, 700 mW Coil Power Rating DC, 3291 Ω Coil Resistance, 48 VDC Coil Voltage, 2 Form C (CO), SCHRACK SR2

View on TE.com >

Relays & Contactors > Relays > Power Relays > Force Guided Relay with 2 contacts

Relay Type: **Force-Guided**

Coil Magnetic System: **Monostable**

Coil Power Rating DC: **700 mW**

Coil Resistance: **3291 Ω**

Coil Voltage Rating: **48 VDC**

All Force Guided Relay with 2 contacts (33)

Features

Product Type Features

Relay Type	Force-Guided

Configuration Features

Contact Special Features	Force Guided Contacts
Contact Arrangement	2 Form C (CO)
Contact Number of Poles	2

Electrical Characteristics

Insulation Initial Dielectric Between Open Contacts	1500 Vrms
Contact Limiting Making Current	6 A
Contact Limiting Short-Time Current	6 A
Contact Limiting Continuous Current	6 A
Insulation Initial Dielectric Between Adjacent Contacts	3000 Vrms
Insulation Initial Dielectric Between Contacts & Coil	4000 Vrms
Contact Limiting Breaking Current	6 A
Coil Power Rating DC	700 mW
Coil Resistance	3291 Ω
Coil Voltage Rating	48 VDC
Contact Current Rating	6 A

Contact Switching Load (Min)	10mA @ 5V
Contact Switching Voltage (Max)	400 VAC
Contact Voltage Rating	250 VAC

Body Features

Product Weight	20 g[.706 oz]

Contact Features

Contact Material	AgNi

Termination Features

Relay Connection Type	PCB Termination
Terminal Configuration	Solder Pins

Mechanical Attachment

Product Mount Type	Printed Circuit Board

Dimensions

Insulation Clearance Between Contact & Coil	8 mm[.315 in]
Insulation Creepage Between Contact & Coil	8 mm[.315 in]
Product Width	12.6 mm[.496 in]
Product Length	29 mm[1.14 in]
Product Height	25.5 mm[1 in]

Usage Conditions

Environmental Ambient Temperature (Max)	70 °C[158 °F]

Operation/Application

Actuating System	DC
Coil Magnetic System	Monostable

Packaging Features

Packaging Method	Box & Tube, Tube

Other

Length Class (Mechanical)	25 - 30 mm
Insulation Initial Dielectric Between Coil & Contact Class	3500 - 4000 V
Environmental Ambient Temperature Class	-25 - 70 °C
Insulation Creepage Class	5.5 - 8 mm
Insulation Clearance Class	5 - 8 mm

Height Class (Mechanical)	25 - 30 mm
Coil Power Rating Class	600 - 800 mW
Width Class (Mechanical)	12 - 16 mm
Contact Current Class	5 - 10 A

Product Compliance

For compliance documentation, visit the product page on TE.com>

EU RoHS Directive 2011/65/EU	Compliant
EU ELV Directive 2000/53/EC	Compliant
China RoHS 2 Directive MIIT Order No 32, 2016	No Restricted Materials Above Threshold
EU REACH Regulation (EC) No. 1907/2006	Current ECHA Candidate List: JAN 2024 (240) Candidate List Declared Against: JAN 2024 (240) SVHC > Threshold: Methanone, (diphenylphosphinyl)(2,4,6-trimethylphenyl)- (2% in Component Part) Article Safe Usage Statements: Wash thoroughly after handling. Do not handle until all safety precautions have been read and understood. Recycle if possible and dispose of the article by following all applicable governmental regulations relevant to your geographic location.
Halogen Content	Not Low Halogen - contains Br or Cl > 900 ppm.
Solder Process Capability	Wave solder capable to 260°C

Product Compliance Disclaimer

This information is provided based on reasonable inquiry of our suppliers and represents our current actual knowledge based on the information they provided. This information is subject to change. The part numbers that TE has identified as EU RoHS compliant have a maximum concentration of 0.1% by weight in homogenous materials for lead, hexavalent chromium, mercury, PBB, PBDE, DBP, BBP, DEHP, DIBP, and 0.01% for cadmium, or qualify for an exemption to these limits as defined in the Annexes of Directive 2011/65/EU (RoHS2). Finished electrical and electronic equipment products will be CE marked as required by Directive 2011/65/EU. Components may not be CE marked. Additionally, the part numbers that TE has identified as EU ELV compliant have a maximum concentration of 0.1% by weight in homogenous materials for lead, hexavalent chromium, and mercury, and 0.01% for cadmium, or qualify for an exemption to these limits as defined in the Annexes of Directive 2000/53/EC (ELV). Regarding the REACH Regulation, the information TE provides on SVHC in articles for this part number is based on the latest European Chemicals Agency (ECHA) 'Guidance on requirements for substances in articles' posted at this URL: https://echa.europa.eu/guidance-documents/guidance-on-reach

Compatible Parts



TE Part # 1546556-3
3P,STACKABLE,55 DEG,3.5MM

Also in the Series | SCHRACK SR2



Power Relays(33)

Customers Also Bought



TE Part # 1-5499910-0
AMP-LATCH UNIVERSAL HEADERS

TE Part # 6609056-3
10MV1=F7758 S0

TE Part # 5100668-1
Z-PACK M.ASSY.154P.

TE Part # 1-66597-0
III+ PIN,18-14,30AU/FL,STRIP

TE Part # 6609047-5
20VT1 J0=F7814

TE Part # 1-5353190-0
.6FHR04H,140,S,GIG,08/Sn,TR,NSYes

TE Part # 2-1445053-4
MICRO MNL HDR ASSY S/ROW LF

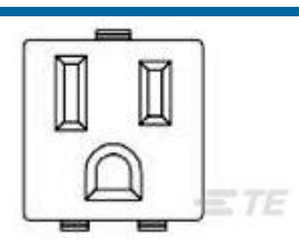

TE Part # 1-208979-0
CONV OUTLET ASSEMBLY (GRAY)

TE Part # 83000-000
VCS-04016 VERTICAL LEVEL SENSO

Documents

CAD Files

3D PDF

3D

Customer View Model

ENG_CVM_CVM_3-1415006-1_F.2d_dxf.zip

English

Customer View Model

ENG_CVM_CVM_3-1415006-1_F.3d_igs.zip

English

Customer View Model

ENG_CVM_CVM_3-1415006-1_F.3d_stp.zip

English

By downloading the CAD file I accept and agree to the Terms and Conditionsof use.

Datasheets & Catalog Pages

SR2M

English

Product Specifications

Definitions General Purpose Relays

English

Agency Approvals

VDE Certificate

English