

Inductive sensor

NMN10-12GH50-E2

- 10 mm non-flush
- Active surface metal
- One-piece housing with stainless steel (V4A; 1.4435)

Dimensions

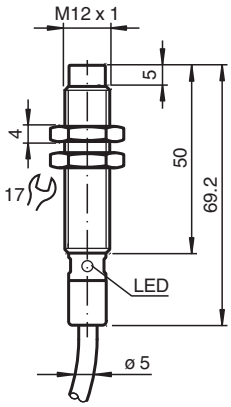

Technical Data

General specifications		
Switching function		Normally open (NO)
Output type		PNP
Rated operating distance	s_n	10 mm
Installation		non-flush
Output polarity		DC
Assured operating distance	s_a	0 ... 8.1 mm
Reduction factor r_{Al}		1
Reduction factor r_{Cu}		0.8
Reduction factor r_{304}		0.5 (0.7 of material thickness 2 mm)
Reduction factor r_{St37}		1
Output type		3-wire
Nominal ratings		
Installation conditions		
A		22 mm (mild steel) 21 mm (stainless steel) 13 mm (aluminum) 15 mm (brass)

Release date: 2024-05-28 Date of issue: 2024-06-04 Filename: 288264_eng.pdf

Technical Data

B		24 mm
C		30 mm
F		120 mm
Operating voltage	U_B	10 ... 30 V
Switching frequency	f	0 ... 400 Hz
Hysteresis	H	3 ... 15 typ. 5 %
Reverse polarity protection		yes
Short-circuit protection		yes
Voltage drop	U_d	≤ 2 V
Operating current	I_L	0 ... 200 mA
Off-state current	I_r	≤ 0.1 mA
No-load supply current	I_0	≤ 10 mA
Time delay before availability	t_v	≤ 40 ms
Switching state indicator		LED, yellow
Limit data		
Operating pressure statically		80 bar (1160.3 psi) max.
Functional safety related parameters		
$MTTF_d$		652 a
Mission Time (T_M)		20 a
Diagnostic Coverage (DC)		0 %
Compliance with standards and directives		
Standard conformity		
Standards		EN IEC 60947-5-2
Approvals and certificates		
UL approval		cULus Listed, General Purpose
CCC approval		CCC approval / marking not required for products rated ≤36 V
Ambient conditions		
Ambient temperature		-25 ... 85 °C (-13 ... 185 °F)
Mechanical specifications		
Connection type		cable TPE-S , 2 m
Housing material		Stainless steel 1.4435 / AISI 316L
Sensing face		Stainless steel 1.4435 / AISI 316L
Degree of protection		IP68 / IP69K
Mass		86 g
Dimensions		
Length		69 mm
Diameter		12 mm

Connection

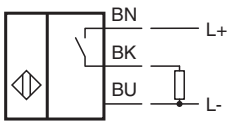

Release date: 2024-05-28 Date of issue: 2024-06-04 Filename: 288264_eng.pdf

Installation

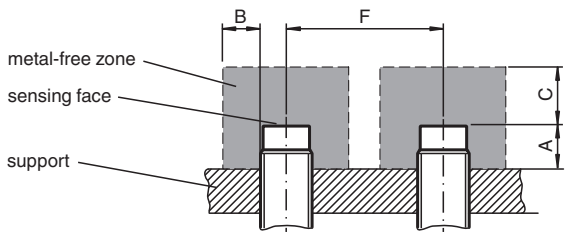

Release date: 2024-05-28 Date of issue: 2024-06-04 Filename: 288264_eng.pdf