52962-2 ✔ ACTIVE

PLASTI-GRIP

TE Internal #: 52962-2

Spring Spade Terminal, 12 - 10 AWG, #8 / M4 Stud Size, 4.17 mm [.164 in] Stud Diameter, Closed Barrel, Straight, Tin, Partially Insulated, PLASTI-GRIP

View on TE.com >

Terminals & Splices > Spade Terminals







Spade Terminal Type: **Spring Spade Terminal**

Wire Size: **5180 - 13100 CMA**

Stud Size: **#8, M4**

Features

Product Type Features

Stud Size	#8, M4
Sealable	No
Wire Insulation Support Retention Type	Insulation Support

Body Features

Insulation Sleeve Color	Yellow
Stripe Color	Yellow

Contact Features

Spade Terminal Type	Spring Spade Terminal
Barrel Type	Closed
Terminal Orientation	Straight
Terminal Plating Material	Tin

Mechanical Attachment

Wire Insulation Support	With

Dimensions

Wire Size	5180 - 13100 CMA

Stud Diameter	4.17 mm[.164 in]
Tongue Thickness	1.07 mm[.042 in]
Product Length	28.2 mm[1.111 in]
Compatible Insulation Diameter (Max)	7.62 mm[.3 in]
Compatible Insulation Diameter Range	6.35 - 7.62 mm[.25 - .3 in]

Usage Conditions

Insulation Option	Partially Insulated
Operating Temperature Range	105 °C[221 °F]

Operation/Application

Compatible With Wire Base Material	Copper
Compatible With Wire Plating Material	Tin

Industry Standards

Government Qualified Terminal	No

Packaging Features

Packaging Quantity	500
Packaging Method	Loose Piece

Product Compliance

For compliance documentation, visit the product page on TE.com>

EU RoHS Directive 2011/65/EU	Compliant
EU ELV Directive 2000/53/EC	Compliant
China RoHS 2 Directive MIIT Order No 32, 2016	No Restricted Materials Above Threshold
EU REACH Regulation (EC) No. 1907/2006	Current ECHA Candidate List: JAN 2024 (240) Candidate List Declared Against: JAN 2024 (240) Does not contain REACH SVHC
Halogen Content	Not Low Halogen - contains Br or Cl > 900 ppm.
Solder Process Capability	Not applicable for solder process capability

Product Compliance Disclaimer

This information is provided based on reasonable inquiry of our suppliers and represents our current actual knowledge based on the information they provided. This information is subject to change. The part numbers that TE has identified as EU RoHS compliant have a maximum concentration of 0.1% by weight in homogenous materials for lead, hexavalent chromium, mercury, PBB, PBDE, DBP, BBP, DEHP, DIBP, and 0.01% for cadmium, or qualify for an exemption to these limits as defined in the Annexes of Directive 2011/65/EU (RoHS2). Finished electrical and electronic equipment products

will be CE marked as required by Directive 2011/65/EU. Components may not be CE marked. Additionally, the part numbers that TE has identified as EU ELV compliant have a maximum concentration of 0.1% by weight in homogenous materials for lead, hexavalent chromium, and mercury, and 0.01% for cadmium, or qualify for an exemption to these limits as defined in the Annexes of Directive 2000/53/EC (ELV). Regarding the REACH Regulation, the information TE provides on SVHC in articles for this part number is based on the latest European Chemicals Agency (ECHA) 'Guidance on requirements for substances in articles' posted at this URL: https://echa.europa.eu/guidance-documents/guidance-on-reach

Compatible Parts



TE Part # 59287-2
HHHT PIDG PG 12-10 ASSY

TE Part # 2392020-2
YELLOW BATTERY HHHT KIT 220V (59287-2)

TE Part # 2392020-1
YELLOW BATTERY HHHT KIT 110V (59287-2)

Also in the Series | PLASTI-GRIP



Compression Connectors(3)



Crimp Wire Pins, Tabs & Ferrules(19)



Ring Terminals(300)



Spade Terminals(160)



Splices(46)

Customers Also Bought



TE Part # 66106-8
III+ PIN,26-24,30AU/FL,STRIP



TE Part # 1658544-2
PIN CONT DUPL PLT STRIP HD-20

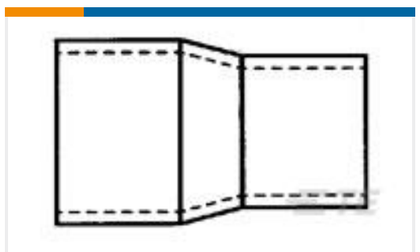

TE Part # 520433-1
4 SDL FERRULE,BULK PKG



TE Part # 1-770902-1
MINI UMNL SOK 26-22 AWG AU LF



TE Part # 3-643818-6
06P MTA156 CONN ASSY 20AWG YEL

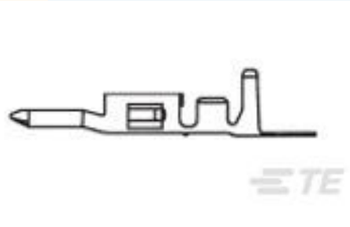

TE Part # 1586314-3
VAL-U-LOK PIN PHBZ SN 24-18 LP



TE Part # 680329-000
D-609-09



TE Part # 770255-1
UMNL II GROUND PIN LP 14-20

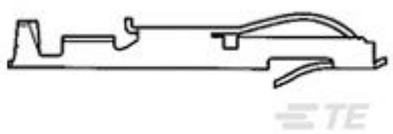

TE Part # 5-583853-5
TWIN LF CONT IS 20-24 AU

TE Part # 1-1437023-2
609-0000=POLARIZING KEY W/W (2

Documents

Product Drawings

TERMINAL,PG SPR SPD 12-10 8

English

CAD Files

3D PDF

3D

Customer View Model

ENG_CVM_CVM_52962-2_AB.2d_dxf.zip

English

Customer View Model

ENG_CVM_CVM_52962-2_AB.3d_igs.zip

English

Customer View Model

ENG_CVM_CVM_52962-2_AB.3d_stp.zip

English

By downloading the CAD file I accept and agree to the Terms and Conditionsof use.

Product Specifications

Application Specification

English

Instruction Sheets

Instruction Sheet (U.S.)

English

LARGE EXPANSION PRODUCTS (FOR WIRE INSTULATION WITH 1/16'' AND 5/64'' WA

English

Agency Approvals

UL Report

English

UL Report

English