1-2058299-2 ✔ ACTIVE

LUMAWISE

TE Internal #: 1-2058299-2

Rectangular Connector Housings, Wire-to-Board, 4 Position, .157 in [4 mm] Centerline, 1 Row, PBT GF, Hermaphroditic, Wire & Cable, Power & Signal

View on TE.com >

Connectors > Rectangular Connectors > Rectangular Connector Housings







Connector System: **Wire-to-Board**

Number of Positions: **4**

Centerline (Pitch): **4 mm [.157 in]**

Number of Rows: **1**

Housing Material: **PBT GF**

Features

Product Type Features

Connector System	Wire-to-Board
Connector & Housing Type	Hermaphroditic
Sealable	No
Connector & Contact Terminates To	Wire & Cable

Configuration Features

Number of Positions	4
Number of Rows	1

Electrical Characteristics

Operating Voltage	90 VAC

Mechanical Attachment

Connector Mounting Type	Cable Mount (Free-Hanging)

Housing Features

Housing Color	Black

Centerline (Pitch)	4 mm[.157 in]
Housing Material	PBT GF

Dimensions

Connector Height	6.35 mm[.249 in]
Product Width	20.4 mm[.803 in]
Product Length	19.35 mm[.762 in]

Usage Conditions

Operating Temperature Range	-40 - 105 °C

Operation/Application

Circuit Application	Power & Signal

Identification Marking

Circuit Identification Feature	With

Industry Standards

Glow Wire Rating	Standard Part - Not Glow Wire
Compatible With Agency/Standards Products	C22.2 No. 182.3-M1987, CSA, UL
Compatible With Approved Standards Products	UL E28476
UL Flammability Rating	UL 94V-0

Packaging Features

Packaging Method	Loose Piece

Product Compliance

For compliance documentation, visit the product page on TE.com>

EU RoHS Directive 2011/65/EU	Compliant
EU ELV Directive 2000/53/EC	Compliant
China RoHS 2 Directive MIIT Order No 32, 2016	No Restricted Materials Above Threshold
EU REACH Regulation (EC) No. 1907/2006	Current ECHA Candidate List: JAN 2024 (240) Candidate List Declared Against: JAN 2024 (240) Does not contain REACH SVHC
Halogen Content	Not Low Halogen - contains Br or Cl > 900 ppm.
Solder Process Capability	Not applicable for solder process capability

Product Compliance Disclaimer

This information is provided based on reasonable inquiry of our suppliers and represents our current actual knowledge based on the information they provided. This information is subject to change. The part numbers that TE has identified as EU RoHS compliant have a maximum concentration of 0.1% by weight in homogenous materials for lead, hexavalent chromium, mercury, PBB, PBDE, DBP, BBP, DEHP, DIBP, and 0.01% for cadmium, or qualify for an exemption to these limits as defined in the Annexes of Directive 2011/65/EU (RoHS2). Finished electrical and electronic equipment products will be CE marked as required by Directive 2011/65/EU. Components may not be CE marked. Additionally, the part numbers that TE has identified as EU ELV compliant have a maximum concentration of 0.1% by weight in homogenous materials for lead, hexavalent chromium, and mercury, and 0.01% for cadmium, or qualify for an exemption to these limits as defined in the Annexes of Directive 2000/53/EC (ELV). Regarding the REACH Regulation, the information TE provides on SVHC in articles for this part number is based on the latest European Chemicals Agency (ECHA) 'Guidance on requirements for substances in articles' posted at this URL: https://echa.europa.eu/guidance-documents/guidance-on-reach

Compatible Parts



TE Part # 2058302-1
Socket Contact



TE Part # 2213373-1
Socket Contact, gold plated



TE Part # 2213374-1
Blade Contact, gold plated



TE Part # 1-2213617-2
HERM BLADE & RCPT,LATCH, POST, SEL GOLD

Customers Also Bought



TE Part # 6-5179010-0
0.8FH,R13H.5,200,08/Sn,TU



TE Part # 680105-000
D-609-04



TE Part # 2-31425-3
TERM,BUDG, RT, 26-22, #2, NIPL

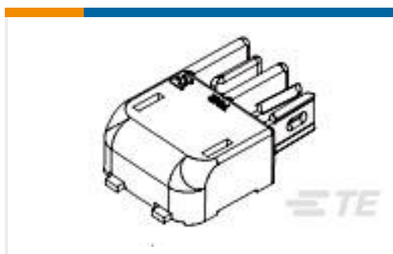

TE Part # 2058703-1
Herm Blade & Recp Assy, 2 Pos,Latch

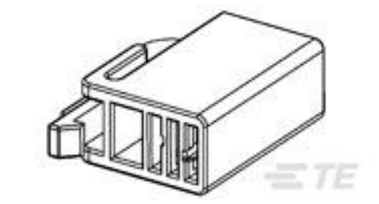

TE Part # 2058299-1
WTB HOUSING, 2 POS, NATURAL



TE Part # 680104-000
D-609-03

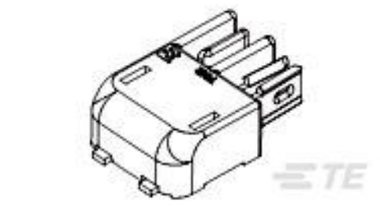

TE Part # 1-2058703-1
Herm Blade& Recp Assy, 2 Pos,Latch



TE Part # 32860
TERMINAL,BUDG R 26-22 10



TE Part # 680327-000
D-609-07

Documents

Product Drawings

WTB HOUSING, 4 POS, BLACK

English

CAD Files

Customer View Model

ENG_CVM_CVM_1-2058299-2_A.2d_dxf.zip

English

3D PDF

3D

Customer View Model

ENG_CVM_CVM_1-2058299-2_A.3d_igs.zip

English

Customer View Model

ENG_CVM_CVM_1-2058299-2_A.3d_stp.zip

English

By downloading the CAD file I accept and agree to the Terms and Conditionsof use.

Datasheets & Catalog Pages

Hermaphroditic Connectors with Select Gold Plating Flyer

English

HERMAPHRODITIC_WIRE-TO-BOARD_AND_BOARD-TO-BOARD

HERMAPHRODITIC_WIRE-TO-BOARD_AND_BOARD-TO-BOARD

English

Product Specifications

Application Specification

English

Agency Approvals

UL Report

English