HC-COM-Q4/2-I-AT/PT-M - Contact insert

1079558

https://www.phoenixcontact.com/us/products/1079558

Please be informed that the data shown in this PDF document is generated from our online catalog. Please find the complete data in the user documentation. Our general terms of use for downloads are valid.



Contact insert, number of positions: 4+2+PE, size: COM, power contacts: 4, control contacts: 2, number of connections per position: 1, Pin, Axial screw connection, 400 V, 40 A, 2.5 mm^2 ... 6 mm^2, application: Power/signal

Product description

Contact insert, incl. 4 mounting screws

Your advantages

- Easy installation without tools, even when mounted, with push-in connection technology
- Shortest installation time compared to other connection technologies
- Quick and effortless wiring, in particular when space is tight
- Automatic cabling with robots possible
- Safe wiring and operation with color-coded actuators
- Shock and vibration-resistant in accordance with DIN EN 61373
- Cost-effective and fast coding with plastic profiles

Commercial data

Item number	1079558
Packing unit	1 pc
Minimum order quantity	1 pc
Sales key	BF61
Product key	BF7ABH
Catalog page	Page 649 (C-2-2019)
GTIN	4055626800363
Weight per piece (including packing)	64.5 g
Weight per piece (excluding packing)	22.22 g
Customs tariff number	85366990
Country of origin	CN

Technical data

Notes

General	Connectors may be operated only when there is no load/voltage.

Mounting

Assembly instructions	To ensure correct use, installation in housing with IP54 protection or better is required
	Note regarding axial connection technology: Only for stranded wires. The specified conductor cross sections refer to the geometric cross section of the cable used. Cables with a geometric cross section which deviates significantly from the nominal cable cross section must be checked before use. The axial connection technology connection space is designed for fine strand cables according to VDE 0295 Class 5. Deviating cable structures (e.g., Class 6 cables) must be checked before use. **Assembly instructions** Before assembly, ensure that the tapered screw is fully loosened (chamber is open). Cables must not be twisted. The wires must be pushed into the contact chamber as far as they will go (until the insulation touches the contact). Hold the wires in position and tighten using an Allen key. The used wire end must be cut off before reconnection. The terminal screw must only be retightened once to prevent the litz wires from breaking. To prevent damage to the contact, the wire/cable must be mechanically held at an appropriate distance from the connection point (e.g., when used in a plate cut out). For notes on correct execution, see DIN VDE 0100-520:2003-06. Unused connections must be tightened with maximum torque.
Hexagonal socket	SW 2

Product properties

Product type	Contact insert with a fixed no. of positions
Series	HC-COM
Application	Power/signal
Type	COM
Number of positions	6
Connection profile	4+2+PE
Contact numbering	1 - 4 (power contacts)
	11 - 12 (control contacts)
Number of connections per position	1
No. of power contacts	4
No. of control contacts	2
Contact material type	turned

Insulation characteristics

Overvoltage category	III

Degree of pollution	3

Dimensions

Dimensional drawing	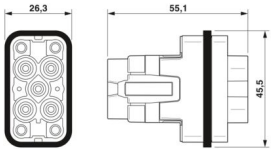
Width	22.5 mm
Height	48 mm
Length	42 mm

Mechanical characteristics

Contact diameter	4 mm

Connection data

Connection technology

Connection technology	Axial screw connection (power contacts)
	Push-in connection (control contacts)
Number of connections per position	1
Connection in acc. with standard	IEC / EN

Conductor connection

Conductor cross section	2.5 mm² ... 6 mm² (power contacts)
	0.34 mm² ... 1.5 mm² (Control contacts, applies to flexible conductors with ferrules)
Connection cross section AWG	14 ... 10 (power contacts)
	22 ... 16 (Control contacts, applies to flexible conductors with ferrules)
Tightening torque	1.5 Nm ... 1.8 Nm (2,5 mm² ... 6,0 mm²)
Stripping length of the individual wire	9 mm +1 mm (Power)
	8 mm (Signal)

Electrical properties

Rated voltage (III/3)	400 V (Phase-ground power contacts)
	250 V (control contacts)
	690 V (Phase-phase power contacts)
Rated voltage for power contacts	400/690 V
	250
Rated surge voltage	6 kV (Phase-phase power contacts)
	4 kV (control contacts)
Rated current	40 A (power contacts)
	10 A (control contacts)

Mechanical properties

Mechanical data

Insertion/withdrawal cycles	≥ 500

Material specifications

Flammability rating according to UL 94	V0
Seal material	NBR
Contact material	Copper alloy
Contact surface material	Ag (alternatively Au)
Contact carrier material	PC
Material of contact surface, power contact	Ag
Material of contact surface, control contact	Ag (alternatively Au)
Standards/regulations	PC: Fire protection in rail vehicles - requirement sets R22, R23, and R24 acc. to DIN EN 45545-2 (Risk level HL1 - HL3)

Environmental and real-life conditions

Ambient conditions

Ambient temperature (operation)	-40 °C ... 125 °C (including heating up of contacts)

Standards and regulations

Testing

Standards/regulations	PC: Fire protection in rail vehicles - requirement sets R22, R23, and R24 acc. to DIN EN 45545-2 (Risk level HL1 - HL3)

Drawings

Schematic diagram

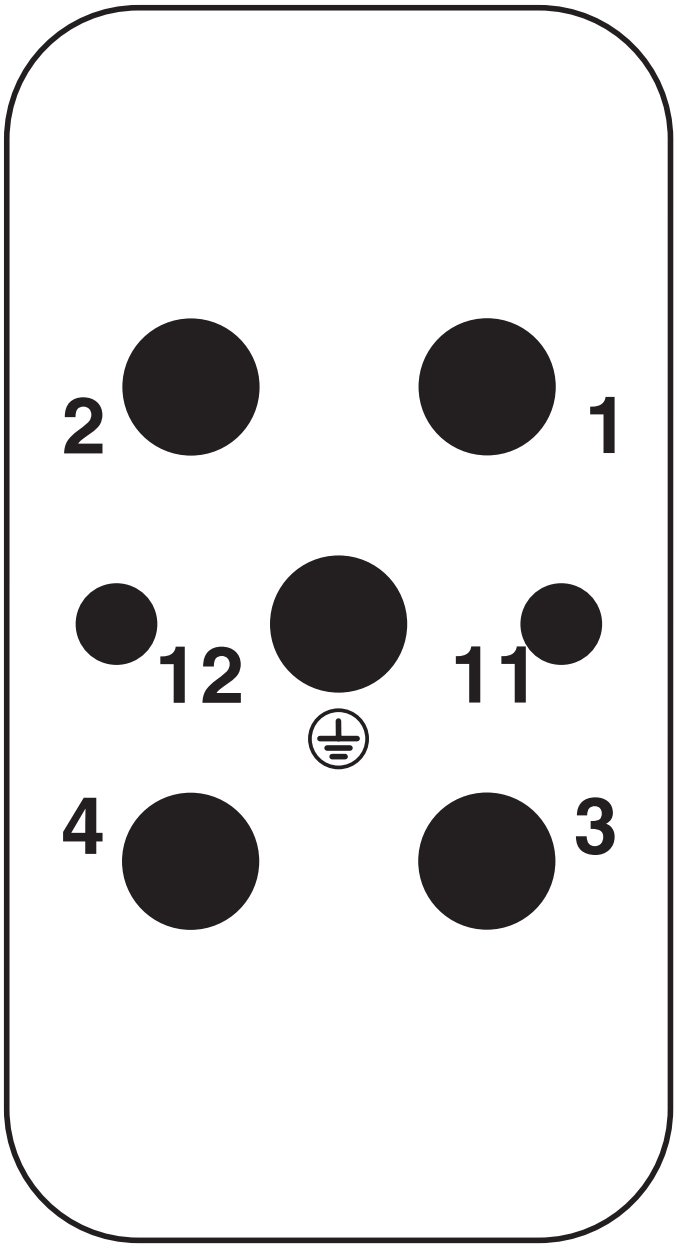

Connector pin assignment, connection side

Dimensional drawing

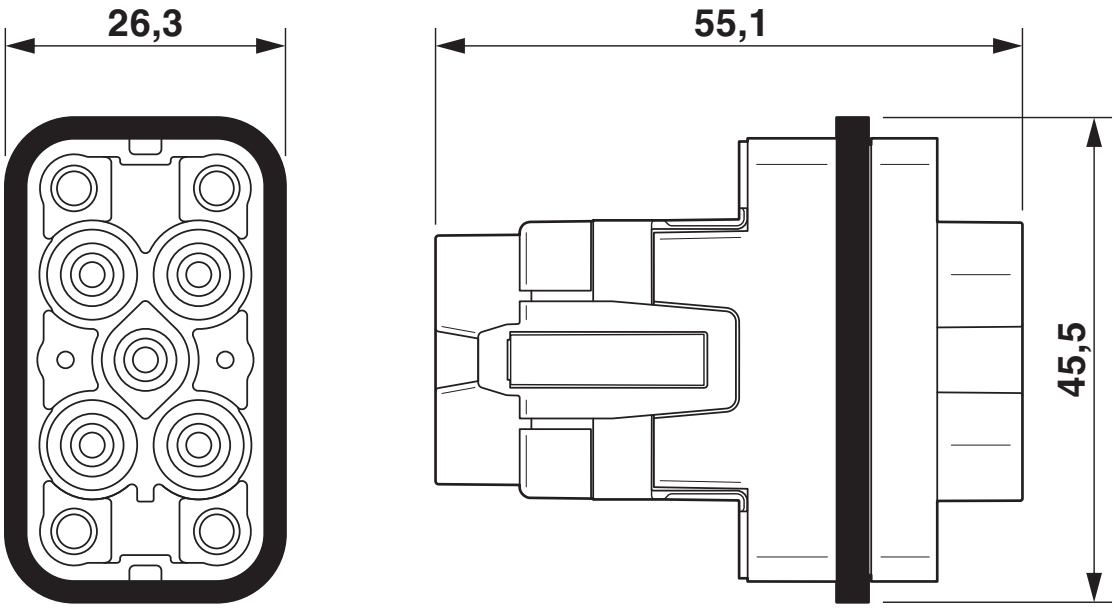

Dimensional drawing

Diagram

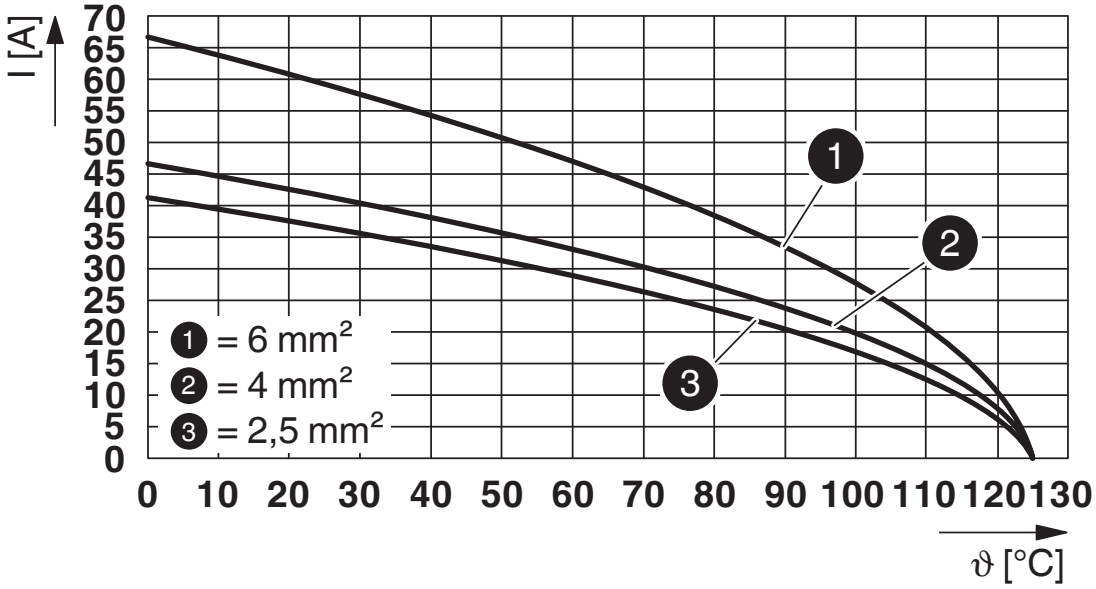

Derating diagram

Approvals

To download certificates, visit the product detail page: https://www.phoenixcontact.com/us/products/1079558

UL Recognized
Approval ID: E468743

Classifications

ECLASS

ECLASS-11.0	27440205
ECLASS-12.0	27440205
ECLASS-13.0	27440205

ETIM

ETIM 9.0	EC000438

UNSPSC

UNSPSC 21.0	39121500

Environmental product compliance

EU RoHS

Fulfills EU RoHS substance requirements	Yes
Exemption	6(c)

China RoHS

Environment friendly use period (EFUP)	EFUP-50
	An article-related China RoHS declaration table can be found in the download area for the respective article under "Manufacturer declaration". For all articles with EFUP-E, no China RoHS declaration table issued and required.

EU REACH SVHC

REACH candidate substance (CAS No.)	Lead(CAS: 7439-92-1)
SCIP	37a19613-b248-47d0-b48a-6238033f2a21

Accessories

CP-HC-S - Coding profile

1410916

https://www.phoenixcontact.com/us/products/1410916

Coding profile, for contact inserts HC-BB... / HC-A10... / HC-A16...



SF-THEX 2-100 - Screwdriver

1212637

https://www.phoenixcontact.com/us/products/1212637

T-handle screwdriver, for Allen screws, hexagonal (with chamfer), size: hex 2 x 100 mm, ergonomically shaped handle, matt chrome-plated



HC-COM-Q4/2-I-AT/PT-F - Contact insert

1079557

https://www.phoenixcontact.com/us/products/1079557



Contact insert, number of positions: 4+2+PE, size: COM, power contacts: 4, control contacts: 2, number of connections per position: 1, Socket, Axial screw connection, 400 V, 40 A, 2.5 mm^2 ... 6 mm^2, application: Power/signal

CF CRIMPHANDY 0,5 - Electrical crimping tool

1212463

https://www.phoenixcontact.com/us/products/1212463



Mobile handheld device, battery-powered, for processing on-tape ferrules 0. 5 mm^2 with functional end, suitable for PVC insulated conductors (H05V-K), incl. battery, charger, CUTFOX 12 cable cutter, waste guide plate 2, service tool for error correction, and one strip of ferrules 0.5 mm^2, packed in a robust case.

CF CRIMPHANDY 0,75 - Electrical crimping tool

1212464

https://www.phoenixcontact.com/us/products/1212464



Mobile handheld device, battery-powered, for processing on-tape ferrules 0.75 mm^2 with functional end, suitable for PVC insulated conductors (H05V-K), incl. battery, charger, CUTFOX 12 cable cutter, waste guide plate 2, service tool for error correction, and one strip of ferrules 0.75 mm^2, packed in a robust case.

CF CRIMPHANDY 1,0 - Electrical crimping tool

1212465

https://www.phoenixcontact.com/us/products/1212465



Mobile handheld device, battery-powered, for processing on-tape ferrules 1.0 mm^2 with functional end, suitable for PVC insulated conductors (H05V-K), incl. battery, charger, CUTFOX 12 cable cutter, waste guide plate 2, service tool for error correction, and one strip of ferrules 1.0 mm^2, packed in a robust case.

CF CRIMPHANDY 1,5 - Electrical crimping tool

1212466

https://www.phoenixcontact.com/us/products/1212466



Mobile handheld device, battery-powered, for processing on-tape ferrules 1.5 mm^2 with functional end, suitable for PVC insulated conductors (H07V-K), incl. battery, charger, CUTFOX 12 cable cutter, waste guide plate 2, service tool for error correction, and one strip of ferrules 1.5 mm^2, packed in a robust case.

CRIMPFOX 6 - Crimping pliers

1212034

https://www.phoenixcontact.com/us/products/1212034



Crimping pliers, for ferrules without insulating collar according to DIN 46228 Part 1 and ferrules with insulating collar according to DIN 46228 Part 4, 0.25 mm^2 ... 6.0 mm^2, lateral entry, trapezoidal crimp

CRIMPFOX CENTRUS 10S - Crimping pliers

1213154

https://www.phoenixcontact.com/us/products/1213154



Crimping pliers, for uninsulated and insulated ferrules, DIN 46228 Part 1 and 4, from 0.14 mm^2 ... 10 mm^2, also for TWIN ferrules up to 2 x 4 mm^2, automatic cross section adjustment, lateral insertion, equipped with fall protection

CRIMPFOX CENTRUS 6S - Crimping pliers

1213144

https://www.phoenixcontact.com/us/products/1213144



Crimping pliers, for uninsulated and insulated ferrules, DIN 46228 Part 1 and 4, from 0.14 mm^2 ... 6 mm^2, also for TWIN ferrules up to 2 x 4 mm^2, automatic cross section adjustment, lateral insertion, equipped with fall protection

Phoenix Contact 2024 © - all rights reserved
https://www.phoenixcontact.com

Phoenix Contact USA
586 Fulling Mill Road
Middletown, PA 17057, United States
(+717) 944-1300
info@phoenixcon.com