328971 ✔ ACTIVE

SOLISTRAND | SOLISTRAND Budget

TE Internal #: 328971

Closed Ring Tongue Terminal, 16 – 14 AWG, 1/2 / M12 Stud, 13.08 mm [.515 in] Stud Diameter, Closed Barrel, Straight, Tin Plating, SOLISTRAND Budget

View on TE.com >

Terminals & Splices > Ring Terminals

Ring Terminal Product Type: **Closed Ring Tongue Terminal**

Wire Size: **2050 – 5180 CMA**

Stud Size: **1/2, M12**

Features

Product Type Features

Terminal Features	Sheared
Ring Terminal Product Type	Closed Ring Tongue Terminal
Stud Size	1/2, M12
Sealable	No
Wire Insulation Support Retention Type	Non-Insulation Support

Configuration Features

Number of Holes	1

Body Features

Product Weight	1.304 g

Contact Features

Barrel Type	Closed
Terminal Orientation	Straight
Terminal Plating Material	Tin

Mechanical Attachment

Wire Insulation Support	Without

Dimensions

Wire Size	2050 – 5180 CMA
Stud Diameter	13.08 mm[.515 in]
Tongue Thickness	.79 mm[.031 in]
Product Length	27.18 mm[1.07 in]
Barrel Inside Diameter	2.26 mm[.089 in]

Usage Conditions

Insulation Option	Uninsulated
Operating Temperature Range	0 – 170 °C[0 – 338 °F]

Operation/Application

Compatible With Wire Base Material	Copper
Compatible With Wire Plating Material	Tin

Industry Standards

Government Qualified Terminal	No

Packaging Features

Packaging Quantity	1000
Packaging Method	Carton

Other

Line	Budget

Product Compliance

For compliance documentation, visit the product page on TE.com>

EU RoHS Directive 2011/65/EU	Compliant
EU ELV Directive 2000/53/EC	Compliant
China RoHS 2 Directive MIIT Order No 32, 2016	No Restricted Materials Above Threshold
EU REACH Regulation (EC) No. 1907/2006	Current ECHA Candidate List: JUNE 2025 (250) Candidate List Declared Against: JUNE 2025 (250) Does not contain REACH SVHC
Halogen Content	Low Halogen - Br, Cl, F < 900 ppm per homogenous material. Also BFR/CFR/PVC Free
Solder Process Capability	Not applicable for solder process capability

Product Compliance Disclaimer

This information is provided based on reasonable inquiry of our suppliers and represents our current actual knowledge based on the information they provided. This information is subject to change. The part numbers that TE has identified as EU RoHS compliant have a maximum concentration of 0.1% by weight in homogenous materials for lead, hexavalent chromium, mercury, PBB, PBDE, DBP, BBP, DEHP, DIBP, and 0.01% for cadmium, or qualify for an exemption to these limits as defined in the Annexes of Directive 2011/65/EU (RoHS2). Finished electrical and electronic equipment products will be CE marked as required by Directive 2011/65/EU. Components may not be CE marked. Additionally, the part numbers that TE has identified as EU ELV compliant have a maximum concentration of 0.1% by weight in homogenous materials for lead, hexavalent chromium, and mercury, and 0.01% for cadmium, or qualify for an exemption to these limits as defined in the Annexes of Directive 2000/53/EC (ELV). Regarding the REACH Regulation, the information TE provides on SVHC in articles for this part number is based on the latest European Chemicals Agency (ECHA) 'Guidance on requirements for substances in articles' posted at this URL: https://echa.europa.eu/guidance-documents/guidance-on-reach

Compatible Parts

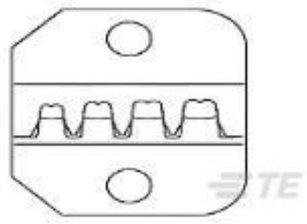

TE Part # 58509-1
PRO-CRIMPER DIE BUDGET

TE Part # 58508-1
PRO-CRIMPER HD TL W/DIE BUDGET

Also in the Series | SOLISTRAND Budget

Knife Disconnects(4)

Ring Terminals(106)



Spade Terminals(46)

Customers Also Bought

TE Part #812259-SF
FN9290-10-06

TE Part #812338-SF
FN9280-6-06

TE Part #5-147278-4
05 MTE HDR SRRA SFMNT .100CL

TE Part #2-1462038-1
IM43NS=IM RELAY 100mW 5V BIS

TE Part #2118706-2
1 PC STD SHIELD, CRS-13.66X12.70X2.54MM



TE Part #CAT-076-BNCRABAY
BNC RF Connector: Male (Jack), Right Angle

TE Part #5535034-4
ASSY,RECEPTACLE,EUROCARD,TYPE C/2,L-FREE

TE Part #5650893-5
ASSY,RECEPT,EUROCARD,TYPE R/2,L-FREE,48,



TE Part #5650916-5
ASSY,PIN,EUROCARD,TYPE C/2,LEA

Documents

Product Drawings

BUDGET RING 16-14 1/2

English

CAD Files

3D PDF

3D

Customer View Model

ENG_CVM_CVM_328971_N.2d_dxf.zip

English

Customer View Model

ENG_CVM_CVM_328971_N.3d_igs.zip

English

Customer View Model

ENG_CVM_CVM_328971_N.3d_stp.zip

English

By downloading the CAD file I accept and agree to the Terms and Conditions of use.

Instruction Sheets

Instruction Sheet (U.S.)

English

Agency Approvals

UL Report

English