34320-1 ✔ ACTIVE

SOLISTRAND

TE Internal #: 34320-1

Splices, Parallel Splice, 4 AWG Wire Size, 21 mm² Wire Size, Serrated, .296 in [7.52 mm] Barrel Inside Diameter, 33.1 - 52.6 kcmil Wire Size

View on TE.com >

Terminals & Splices > Splices







Splice Type: **Parallel Splice**

Wire Size: **21 mm²**

Sealable: **No**

Splice Features: **Serrated**

Features

Product Type Features

Splice Accessory Type	Splice
Splice Type	Parallel Splice
Sealable	No
Compatible With Discrete Wire Type	Solid, Stranded
Wire Insulation Support Retention Type	Non-Insulation Support

Configuration Features

Compatible With Wire & Cable Type	Discrete Wire

Body Features

Splice Features	Serrated

Contact Features

	100 µin
Terminal Plating Material	Tin-Lead
Contact Base Material	Copper
Barrel Type	Closed

Mechanical Attachment

Wire Insulation Support	Without

Dimensions

Outside Diameter	11.76 mm[.463 in]
Wire Size	33100 - 52600 CMA
Barrel Inside Diameter	7.52 mm[.296 in]
Terminal Material Thickness	1.85 mm[.073 in]
Product Length	13.48 mm[.531 in]

Usage Conditions

Insulation Option	Uninsulated
Operating Temperature Range	170 °C[338 °F]

Industry Standards

Government Qualified Splice	No

Packaging Features

Packaging Quantity	100
Packaging Method	Loose Piece

Product Compliance

For compliance documentation, visit the product page on TE.com>

EU RoHS Directive 2011/65/EU	Not Compliant
EU ELV Directive 2000/53/EC	Not Compliant
China RoHS 2 Directive MIIT Order No 32, 2016	Restricted Materials Above Threshold
EU REACH Regulation (EC) No. 1907/2006	Current ECHA Candidate List: JAN 2024 (240) Candidate List Declared Against: JAN 2024 (240) SVHC > Threshold: Pb (40% in Component Part) **Article Safe Usage Statements:** Do not eat, drink or smoke when using this product. Wash thoroughly after handling. Recycle if possible and dispose of the article by following all applicable governmental regulations relevant to your geographic location.
Halogen Content	Low Halogen - Br, Cl, F, I < 900 ppm per homogenous material. Also BFR/CFR/PVC Free
Solder Process Capability	Not applicable for solder process capability

Product Compliance Disclaimer

This information is provided based on reasonable inquiry of our suppliers and represents our current actual knowledge based on the information they provided. This information is subject to change. The part numbers that TE has identified as EU RoHS compliant have a maximum concentration of 0.1% by weight in homogenous materials for lead, hexavalent chromium, mercury, PBB, PBDE, DBP, BBP, DEHP, DIBP, and 0.01% for cadmium, or qualify for an exemption to these limits as defined in the Annexes of Directive 2011/65/EU (RoHS2). Finished electrical and electronic equipment products will be CE marked as required by Directive 2011/65/EU. Components may not be CE marked. Additionally, the part numbers that TE has identified as EU ELV compliant have a maximum concentration of 0.1% by weight in homogenous materials for lead, hexavalent chromium, and mercury, and 0.01% for cadmium, or qualify for an exemption to these limits as defined in the Annexes of Directive 2000/53/EC (ELV). Regarding the REACH Regulation, the information TE provides on SVHC in articles for this part number is based on the latest European Chemicals Agency (ECHA) 'Guidance on requirements for substances in articles' posted at this URL: https://echa.europa.eu/guidance-documents/guidance-on-reach

Compatible Parts



TE Part # 34320
SPLICE,SOLIS PARA 4

Customers Also Bought



TE Part # 5068064006
CGPT-4.8/2.4-2-SP



TE Part # 2292861-1
PIN CONN CVR,3POS,AMPSEAL 16, ST,SMOOTH



TE Part # 5-1618407-3
EV202MSAND=RELAY, EV202 DPST-NO, 28V



TE Part # 1625881-3
1W STD M/OX 2% 270R



TE Part # NB17872001
RW-175-1-X-STK



TE Part # 2102352-1
CeeLok FAS-T, Receptacle Kit, Ni

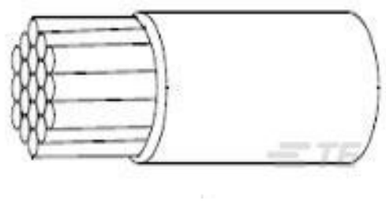

TE Part # 557887-000
22759/44-26-9

TE Part # 200-16-30-3
CONT SOC ASSY

TE Part # EK3016-000
D09-1-BT-08E-1-C-FSK

Documents

Product Drawings

SOLIS, PARA 4 60/40 SN-PB

English

CAD Files

Customer View Model

ENG_CVM_CVM_34320-1_R.2d_dxf.zip

English

3D PDF

3D

Customer View Model

ENG_CVM_CVM_34320-1_R.3d_igs.zip

English

Customer View Model

ENG_CVM_CVM_34320-1_R.3d_stp.zip

English

By downloading the CAD file I accept and agree to the Terms and Conditionsof use.

Datasheets & Catalog Pages

SOLISTRAND - QRG

English