5535653-1 ✔ ACTIVE

TE Internal #: 5535653-1

PCMCIA Connectors, Fully Shrouded, 68 Position, 1.27 mm [.05 in] Centerline, 4 Row, 1 Card Slots, Through Hole - Solder, Right Angle, Signal

View on TE.com >

Connectors > PCB Connectors > Memory Card Connectors > PCMCIA Connectors



Header Type: **Fully Shrouded**

Number of Positions: **68**

Centerline (Pitch): **1.27 mm [.05 in]**

Number of Rows: **4**

Number of Card Slots: **1**

Features

Product Type Features

Connector & Contact Terminates To	Printed Circuit Board
Header Type	Fully Shrouded

Configuration Features

Number of Positions	68
Number of Rows	4
Number of Card Slots	1
PCB Mount Orientation	Right Angle

Contact Features

Contact Current Rating (Max)	.5 A

Termination Features

Termination Method to Printed Circuit Board	Through Hole - Solder

Mechanical Attachment

Connector Mounting Type	Board Mount

Housing Features

Centerline (Pitch)	1.27 mm[.05 in]

Usage Conditions

Operating Temperature Range	-20 - 70 °C

Operation/Application

Circuit Application	Signal

Product Compliance

For compliance documentation, visit the product page on TE.com>

EU RoHS Directive 2011/65/EU	Compliant
EU ELV Directive 2000/53/EC	Compliant
China RoHS 2 Directive MIIT Order No 32, 2016	No Restricted Materials Above Threshold
EU REACH Regulation (EC) No. 1907/2006	Current ECHA Candidate List: JAN 2024 (240) Candidate List Declared Against: JAN 2024 (240) Does not contain REACH SVHC
Halogen Content	Low Bromine/Chlorine - Br and Cl < 900 ppm per homogenous material. Also BFR /CFR/PVC Free
Solder Process Capability	Reflow solder capable to 260°C

Product Compliance Disclaimer

This information is provided based on reasonable inquiry of our suppliers and represents our current actual knowledge based on the information they provided. This information is subject to change. The part numbers that TE has identified as EU RoHS compliant have a maximum concentration of 0.1% by weight in homogenous materials for lead, hexavalent chromium, mercury, PBB, PBDE, DBP, BBP, DEHP, DIBP, and 0.01% for cadmium, or qualify for an exemption to these limits as defined in the Annexes of Directive 2011/65/EU (RoHS2). Finished electrical and electronic equipment products will be CE marked as required by Directive 2011/65/EU. Components may not be CE marked. Additionally, the part numbers that TE has identified as EU ELV compliant have a maximum concentration of 0.1% by weight in homogenous materials for lead, hexavalent chromium, and mercury, and 0.01% for cadmium, or qualify for an exemption to these limits as defined in the Annexes of Directive 2000/53/EC (ELV). Regarding the REACH Regulation, the information TE provides on SVHC in articles for this part number is based on the latest European Chemicals Agency (ECHA) 'Guidance on requirements for substances in articles' posted at this URL: https://echa.europa.eu/guidance-documents/guidance-on-reach

Compatible Parts



TE Part # 5535651-1
68 MEM CARD HDR STD SMT TOP



TE Part # 5535651-6
68 MEMCD HDR STD SMT TOP LV, N



TE Part # 5535657-2
68 MEMCD HDR RSD SMT TOP LV



TE Part # 5535657-1
68 MEM CARD HDR RSD SMT TOP



TE Part # 5146321-1
68 MEMCD HDR STD T/H ENHNCD



TE Part # 5535655-2
68 MEMCD HDR RSD T/H TOP LV



TE Part # 5146733-1
68 MC HDR VERT SMTW/BRD LOC

Customers Also Bought



TE Part # 2499356001
CGPT 2:1 Heat Shrink Tubing



TE Part # A77065-000
T1K-229064-10-9



TE Part # 9-1393303-7
V23134J0053D642-EV-CBOX



TE Part # 054596-E
SMCB 50 M AB VV 3-03 CLHD * 0007 137 E00



TE Part # 124045-E
SMCB 50 F AB VV 6-03 CLHD * H007 137 E00



TE Part # 234199-E
SMCB 50 F AB VV 7-23 CL * H007 137 E002



TE Part # 064004-E
SMCQ 50 M AB VV 3-04 * 2,8 0003 137 E001

TE Part # 838027-E
IDCCS SMC 1,27 26 * AU AUI 100 HF



TE Part # 2-1102646-5
HIP-K.10/24.STO.1.2

Documents

Product Drawings

68 MEM CARD HDR STD T/H TOP

English

CAD Files

3D PDF

3D

Customer View Model

ENG_CVM_CVM_5535653-1_O.2d_dxf.zip

English

Customer View Model

ENG_CVM_CVM_5535653-1_O.3d_igs.zip

English

Customer View Model

ENG_CVM_CVM_5535653-1_O.3d_stp.zip

English

By downloading the CAD file I accept and agree to the Terms and Conditionsof use.

Product Specifications

Application Specification

English