REL-IR-BL-230AC/2X21 - Single relay

1032528

https://www.phoenixcontact.com/us/products/1032528

Please be informed that the data shown in this PDF document is generated from our online catalog. Please find the complete data in the user documentation. Our general terms of use for downloads are valid.



Plug-in industrial relay in basic design with power contacts, 2 changeover contacts, test key, mechanical switch position indicator, input voltage: 230 V AC

Commercial data

Item number	1032528
Packing unit	10 pc
Minimum order quantity	10 pc
Sales key	C460
Product key	DKF943
GTIN	4055626537238
Weight per piece (including packing)	29.42 g
Weight per piece (excluding packing)	29.42 g
Customs tariff number	85364900
Country of origin	AT

Technical data

Notes

Notes on operation	Do not connect adjacent channels to SELV/ PELV and voltages dangerous to the touch.
Notes on operation	The outputs are not suitable for switching different outer conductors.
Notes on operation	Do not use to separate SELV / PELV circuits from other circuits, because safe isolation is not guaranteed.

Product properties

Product type	Single relay
Product family	ESSENTIAL edition
Operating mode	100% operating factor
Mechanical service life	2x 10^7 cycles

Insulation characteristics: Air clearances and creepage distances between coil and contact side

Insulation	Basic insulation
Overvoltage category	III
Pollution degree	2

Data management status

Date of last data management	02.06.2025

Electrical properties

Service life electrical	see diagram
Maximum power dissipation for nominal condition	1 VA
Test voltage (Winding/contact)	2.5 kV_{rms} (50 Hz, 1 min., winding/contact)
Test voltage (Changeover contact/changeover contact)	2.5 kV_{rms} (50 Hz, 1 min., changeover contact/changeover contact)

Air clearances and creepage distances between coil and contact side

Rated insulation voltage	250 V AC
Rated surge voltage	5 kV

Input data

Coil side

Nominal input voltage U_N	230 V AC
Input voltage range	184 V AC ... 379.5 V AC (20 °C)
Mains frequency	50/60 Hz
Drive and function	monostable
Drive (polarity)	non-polarized
Typical input current at U_N	4.4 mA (50 Hz)
Typical response time	5 ms ... 15 ms
Typical release time range	5 ms ... 20 ms
Coil voltage	230 V AC

Output data

Switching

Contact switching type	2 changeover contacts
Type of switch contact	Single contact
Contact material	AgNi
Maximum switching voltage	250 V AC/DC
Minimum switching voltage	12 V (10 mA)
Limiting continuous current	12 A
Maximum inrush current	24 A (20 ms, N/O contacts)
Min. switching current	10 mA (12 V)
Interrupting rating (ohmic load) max.	288 W (24 V DC)
	130 W (48 V DC)
	90 W (60 V DC)
	66 W (110 V DC)
	88 W (220 V DC)
	3000 VA (250 V AC)
Switching capacity min.	120 mW

Connection data

Connection method	Plug-in connection

Environmental and real-life conditions

Ambient conditions

Degree of protection	RT II
Degree of protection (Installation location)	≥ IP54 (Installation location)
Ambient temperature (operation)	-40 °C ... 70 °C
Ambient temperature (storage/transport)	-40 °C ... 70 °C
Altitude	≤ 2000 m

Standards and regulations

Air clearances and creepage distances between coil and contact side

Standards/regulations	EN 61810-1

Mounting

Mounting type	Plug-in mounting
Assembly note	in rows with zero spacing
Mounting position	any

Drawings

Diagram

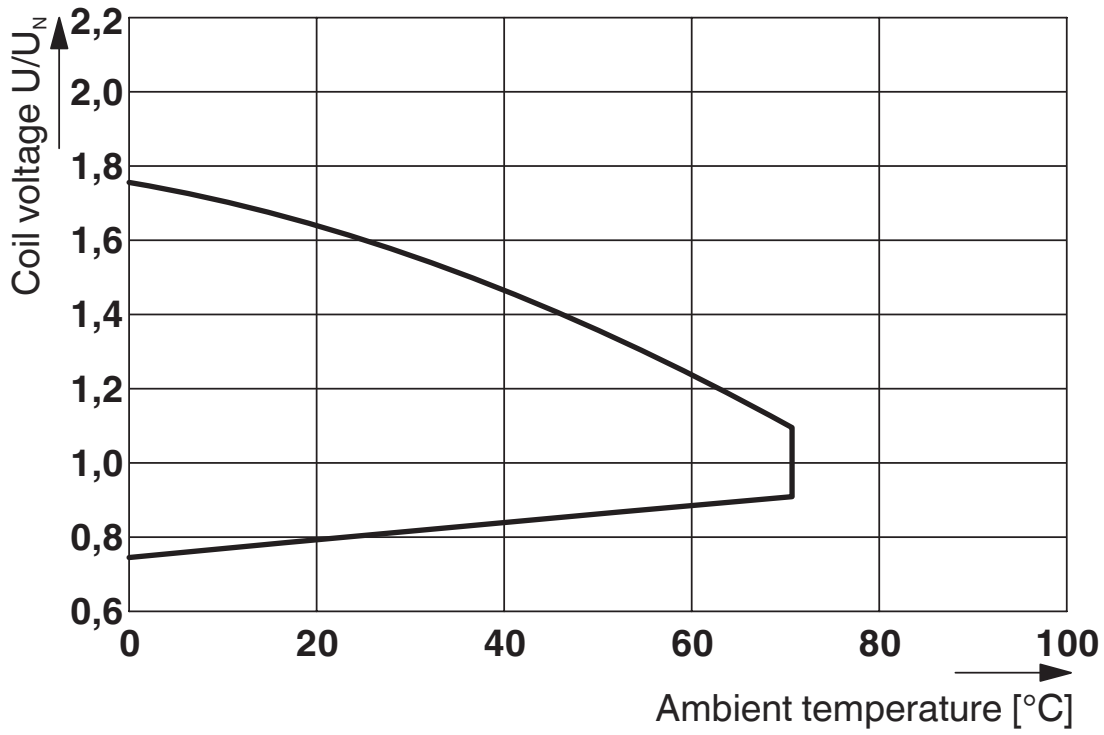

Operating voltage range

Diagram

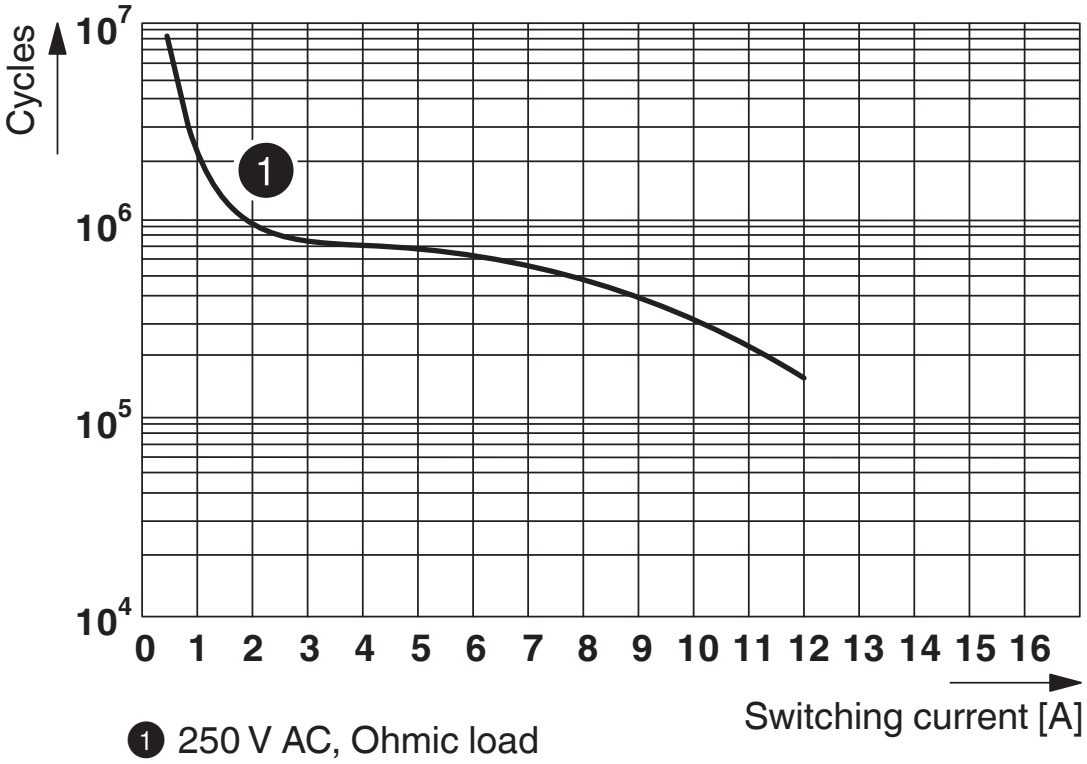

Electrical service life

Diagram

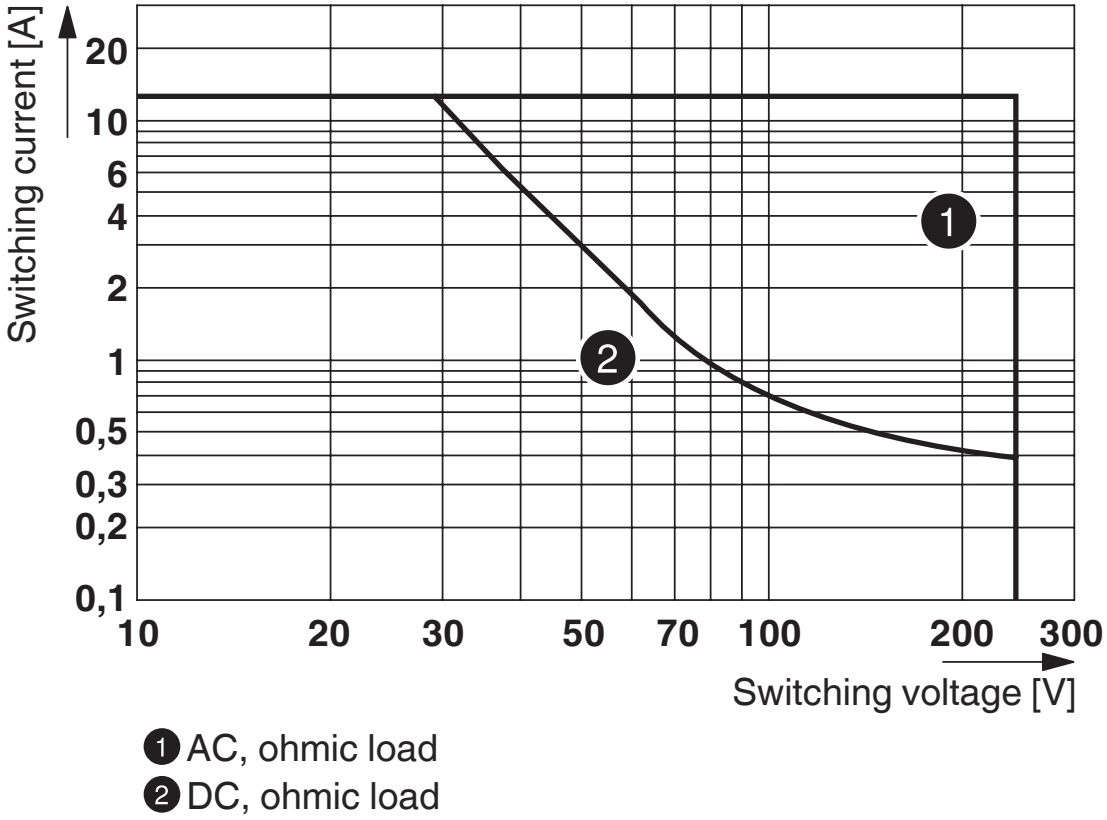

1 AC, ohmic load
2 DC, ohmic load

Interrupting rating

Diagram

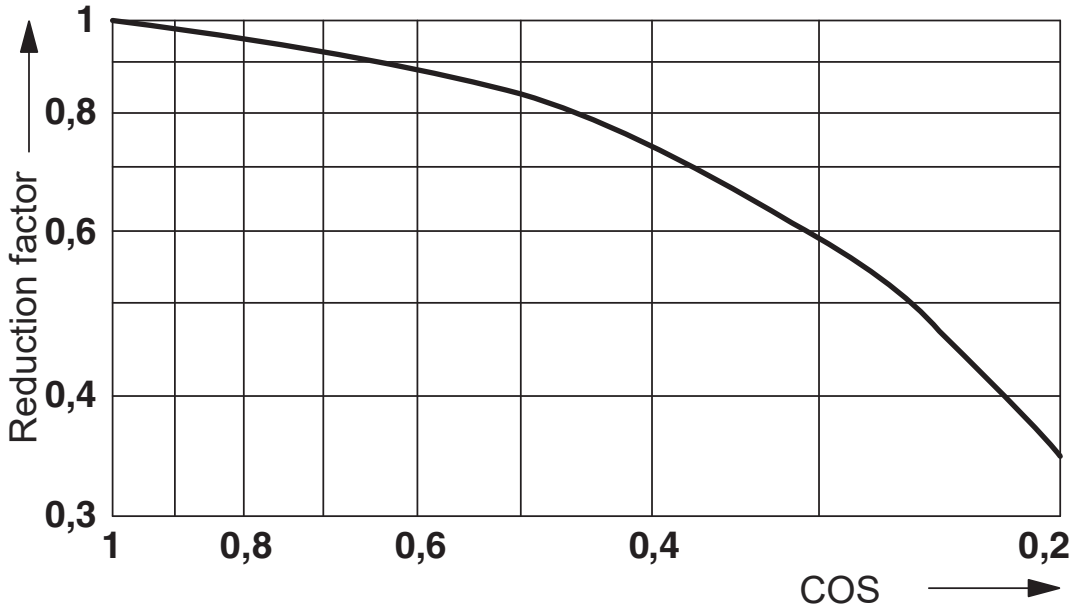

Service life reduction factor

Diagram

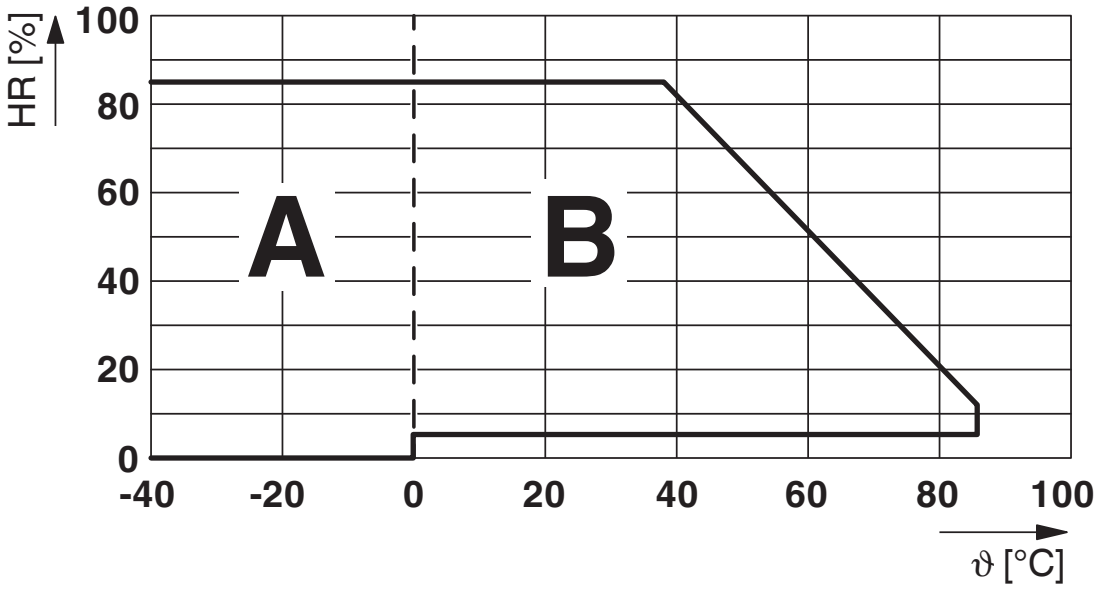

Permissible humidity for operation and storage.
The maximum permissible ambient temperature as specified in the data sheet must be observed.

Area A: Ice buildup at ambient temperatures ≤ 0°C must be prevented
Area B: Condensation at ambient temperatures > 0°C must be prevented

On 30 full days that are naturally distributed across an entire year, a humidity level of 95% is permissible at an ambient temperature ≤ 25°C.

Approvals

To download certificates, visit the product detail page: https://www.phoenixcontact.com/us/products/1032528

cUL Recognized
Approval ID: FILE E 228652

UL Recognized
Approval ID: FILE E 228652

EAC
Approval ID: RU*C-DE.*08.B.00010

VDE approval of drawings
Approval ID: 40058034

Classifications

ECLASS

ECLASS-13.0	27371601
ECLASS-15.0	27371601

ETIM

ETIM 9.0	EC001437

UNSPSC

UNSPSC 21.0	39122300

Environmental product compliance

EU RoHS

Fulfills EU RoHS substance requirements	Yes, No exemptions

China RoHS

Environment friendly use period (EFUP)	EFUP-E
	No hazardous substances above the limits

EU REACH SVHC

REACH candidate substance (CAS No.)	No substance above 0.1 wt%

Mandatory accessories

ECOR-2-BSC2-RT/2X21 - Relay base

2908341

https://www.phoenixcontact.com/us/products/2908341



ECOR-2 relay base, for industrial relays with two changeover contacts, bolt connection, for mounting on NS 35/7,5

Phoenix Contact 2025 © - all rights reserved
https://www.phoenixcontact.com

Phoenix Contact USA
586 Fulling Mill Road
Middletown, PA 17057, United States
(+717) 944-1300
info@phoenixcon.com