6-2337939-2 ✔ ACTIVE

TE Internal #: 6-2337939-2

PCI & PCI Express Connectors, Board-to-Board, 64 Position, .039 in [1 mm] Centerline, Vertical, Black, Height .442 in [11.25 mm]

View on TE.com >

Connectors > PCB Connectors > Card Edge Connectors > PCI & PCI Express Connectors







Connector System: **Board-to-Board**

Number of Positions: **64**

PCI Generation: **4**

Centerline (Pitch): **1 mm [.039 in]**

Contact Mating Area Plating Material Thickness: **[15 µin]**

Features

Product Type Features

Connector & Contact Terminates To	Printed Circuit Board
Connector System	Board-to-Board
Sealable	No

Configuration Features

Number of PCB Mount Retention Features	2
Number of Positions	64
PCB Mount Orientation	Vertical
Ejector	Without

Body Features

Primary Product Color	Black

Contact Features

PCB Contact Termination Area Plating Material Thickness	2.54 µm[100 µin]
Contact Mating Area Plating Material	Gold
PCB Contact Termination Area Plating Material Finish	Matte
Contact Underplating Material	Nickel

PCB Contact Termination Area Plating Material	Tin
Contact Base Material	Copper Alloy
Contact Current Rating (Max)	1.1 A
	15 µin

Termination Features

Termination Method to Printed Circuit Board	Surface Mount

Mechanical Attachment

PCB Mount Retention Type	SMT Hold-Down
Connector Mounting Type	Board Mount

Housing Features

Housing Material	LCP With 30% G.F
Centerline (Pitch)	1 mm[.039 in]

Dimensions

Connector Length	39 mm[1.535 in]
PCB Thickness (Accepted)	1.57 mm
Connector Height	11.25 mm[.442 in]
Connector Width	8.75 mm[.345 in]

Usage Conditions

Operating Temperature Range	-40 – 85 °C[-40 – 185 °F]

Operation/Application

Circuit Application	Signal

Industry Standards

Bus Type	PCI Express
PCI Generation	4

Packaging Features

Packaging Method	Box & Tray

Product Compliance

For compliance documentation, visit the product page on TE.com>

EU RoHS Directive 2011/65/EU	Compliant
EU ELV Directive 2000/53/EC	Compliant
China RoHS 2 Directive MIIT Order No 32, 2016	No Restricted Materials Above Threshold

EU REACH Regulation (EC) No. 1907/2006	Current ECHA Candidate List: JAN 2024 (240) Candidate List Declared Against: JAN 2024 (240) Does not contain REACH SVHC
Halogen Content	Low Halogen - Br, Cl, F, I < 900 ppm per homogenous material. Also BFR/CFR/PVC Free
Solder Process Capability	Not reviewed for solder process capability

Product Compliance Disclaimer

This information is provided based on reasonable inquiry of our suppliers and represents our current actual knowledge based on the information they provided. This information is subject to change. The part numbers that TE has identified as EU RoHS compliant have a maximum concentration of 0.1% by weight in homogenous materials for lead, hexavalent chromium, mercury, PBB, PBDE, DBP, BBP, DEHP, DIBP, and 0.01% for cadmium, or qualify for an exemption to these limits as defined in the Annexes of Directive 2011/65/EU (RoHS2). Finished electrical and electronic equipment products will be CE marked as required by Directive 2011/65/EU. Components may not be CE marked. Additionally, the part numbers that TE has identified as EU ELV compliant have a maximum concentration of 0.1% by weight in homogenous materials for lead, hexavalent chromium, and mercury, and 0.01% for cadmium, or qualify for an exemption to these limits as defined in the Annexes of Directive 2000/53/EC (ELV). Regarding the REACH Regulation, the information TE provides on SVHC in articles for this part number is based on the latest European Chemicals Agency (ECHA) 'Guidance on requirements for substances in articles' posted at this URL: https://echa.europa.eu/guidance-documents/guidance-on-reach

Compatible Parts



TE Part # 5-2337939-4
PCIE GEN4 CON,SMT,164POS,30u",MYLAR,HT



TE Part # 1734774-1
PCI EXP 3.1L 36 POS WHT G/F

Customers Also Bought



TE Part #T1319320120-000
H32A-TS-M20



TE Part #218083-000
55A0811-12-6



TE Part #755167-000
TXR61AC00-1406AI



TE Part #3-2176067-2
CRG0201 1% 44R2

Documents

CAD Files

3D PDF

3D

Customer View Model

ENG_CVM_CVM_6-2337939-2_A.2d_dxf.zip

English

Customer View Model

ENG_CVM_CVM_6-2337939-2_A.3d_igs.zip

English

Customer View Model

ENG_CVM_CVM_6-2337939-2_A.3d_stp.zip

English

By downloading the CAD file I accept and agree to the **Terms and Conditions** of use.

Product Specifications

Product Specification

English

Agency Approvals

UL Report

English