171425-1 ✔ ACTIVE

ELECTRO-TAP

TE Internal #: 171425-1

Splices, Tap Splice, 20 - 18 AWG Wire Size, .5 - .9 mm² Wire Size, 642 - 1624 CMA Wire Size, Brass, Red, Length .472 in [12 mm], Bag, ELECTRO-TAP

View on TE.com >

Terminals & Splices > Splices



Splice Type: **Tap Splice**

Wire Size: **.5 - .9 mm²**

Sealable: **No**

Compatible Insulation Diameter Range: **4 mm [.157 in]**

Features

Product Type Features

Splice Accessory Type	Splice
Splice Type	Tap Splice
Sealable	No
Compatible With Discrete Wire Type	Solid, Stranded
Wire Insulation Support Retention Type	Insulation Support

Configuration Features

Compatible With Wire & Cable Type	Discrete Wire

Body Features

Product Weight	4.202 g
Primary Product Color	Red

Contact Features

Terminal Plating Material	Tin
Contact Base Material	Brass

Mechanical Attachment

Wire Insulation Support	With

Housing Features

Housing Material	Nylon - GF

Dimensions

Tap Wire Size	.5 - .85 mm²
Wire Size	642 - 1624 CMA
Compatible Insulation Diameter Range	4 mm[.157 in]
Product Length	12 mm[.472 in]

Usage Conditions

Insulation Option	Fully Insulated
Operating Temperature Range	105 °C[221 °F]

Operation/Application

Compatible With Wire Base Material	Copper

Packaging Features

Packaging Quantity	100
Packaging Method	Bag

Product Compliance

For compliance documentation, visit the product page on TE.com>

EU RoHS Directive 2011/65/EU	Compliant
EU ELV Directive 2000/53/EC	Compliant
China RoHS 2 Directive MIIT Order No 32, 2016	No Restricted Materials Above Threshold
EU REACH Regulation (EC) No. 1907/2006	Current ECHA Candidate List: JAN 2024 (240) Candidate List Declared Against: JAN 2024 (240) Does not contain REACH SVHC
Halogen Content	Low Halogen - Br, Cl, F, I < 900 ppm per homogenous material. Also BFR/CFR/PVC Free
Solder Process Capability	Not applicable for solder process capability

Product Compliance Disclaimer

This information is provided based on reasonable inquiry of our suppliers and represents our current actual knowledge based on the information they provided. This information is subject to change. The part numbers that TE has identified as EU RoHS compliant have a maximum concentration of 0.1% by weight in homogenous materials for lead, hexavalent chromium, mercury, PBB, PBDE, DBP, BBP, DEHP, DIBP, and 0.01% for cadmium, or qualify for an exemption to these limits as defined in the Annexes of Directive 2011/65/EU (RoHS2). Finished electrical and electronic equipment products will be CE marked as required by Directive 2011/65/EU. Components may not be CE marked. Additionally, the part numbers that TE has identified as EU ELV compliant have a maximum concentration of 0.1% by weight in homogenous materials for lead, hexavalent chromium, and mercury, and 0.01% for cadmium, or qualify for an exemption to these limits as defined in the Annexes of Directive 2000/53/EC (ELV). Regarding the REACH Regulation, the information TE provides on SVHC in articles for this part number is based on the latest European Chemicals Agency (ECHA) 'Guidance on requirements for substances in articles' posted at this URL: https://echa.europa.eu/guidance-documents/guidance-on-reach

Compatible Parts



TE Part # 171404-1
ELECTRO TAP 14-16

Also in the Series | ELECTRO-TAP



Splices(13)

Customers Also Bought



TE Part # 178762-1
Low & Medium Power Header



TE Part # 1318745-8
Signal Header



TE Part # 124481-000
FLTWC0311-22-9



TE Part # 162288-000
FLTWC0311-20-6

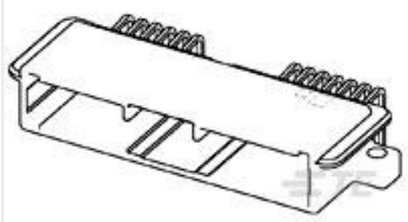

TE Part # 1612052-5
025 LOW PROFILE 40POS CAP ASSY H TIN

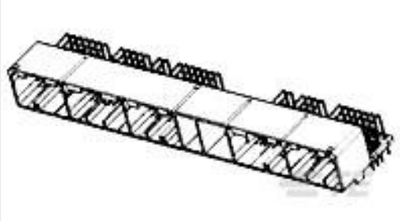

TE Part # 1318813-7
025/040 167POS CAP ASSY H SELECTIVE-TIN

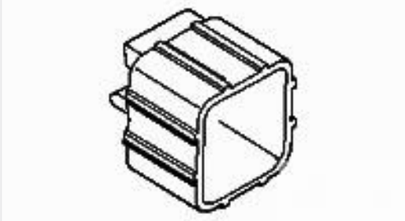

TE Part # 1-174664-1
E-J MK-2 CAP HSG 12P NATURAL

Documents

Product Drawings

ELECTRO-TAP SPLICE

Japanese

CAD Files

Customer View Model

ENG_CVM_171425-1_C1.3d_igs.zip

English

Customer View Model

ENG_CVM_171425-1_C1.3d_stp.zip

English

Customer View Model

ENG_CVM_171425-1_C1.2d_dxf.zip

English

3D PDF

English

By downloading the CAD file I accept and agree to the **Terms and Conditions** of use.

Datasheets & Catalog Pages

ELECTRO-TAP CABLE CONNECTOR/SPLICE

English

Product Specifications

Product Specification

English

AMP ELECTRO-TAP* Splice

English

Product Specification

English

no title

English

Instruction Sheets

Instruction Sheet (non U.S.)

English

AMP ELECTRO-TAP* Splice

English

Agency Approvals

Agency Approval Document

English