T9VV1K15-12S ✔ ACTIVE

Potter & Brumfield

TE Internal #: 2027395-5

General Purpose Power Relay, DC, Monostable, 1 Form A SPST-NO, 32 A Contact Rating, 12 VDC Coil Voltage, 250 VAC Contact Voltage

View on TE.com >

Relays & Contactors > Electromechanical Relays








Relay & Contactor Type: **General Purpose Power Relay**

Coil Magnetic System: **Monostable**

Contact Arrangement: **1 Form A SPST-NO**

Current Type: **DC**

Contact Current Rating: **32 A**

Features

Product Type Features

Relay & Contactor Type	General Purpose Power Relay

Configuration Features

Contact Number of Poles	1
Coil Special Features	UL Coil Insulation Class F
Contact Arrangement	1 Form A SPST-NO

Electrical Characteristics

Contact Limiting Making Current	40 A
Contact Limiting Continuous Current	40 A
Contact Limiting Breaking Current	40 A
Insulation Initial Dielectric Between Open Contacts	2500 Vrms
Insulation Initial Dielectric Between Adjacent Contacts	2500 Vrms
Coil Current	.188 A
Contact Switching Voltage (Max)	277 VAC
Contact Switching Load (Min)	1000mA @ 5V

Coil Resistance	64 Ω
Insulation Initial Resistance	1000 MΩ
Contact Current Rating	32 A
Coil Voltage Rating	12 VDC
Contact Voltage Rating	30 VDC
Coil Power Rating DC	2.25 W
Insulation Initial Dielectric Between Contacts & Coil	4000 Vrms

Body Features

Product Weight	26.6 g[.939 oz]
Primary Product Color	Black
Enclosure Type	Flux Resistant Automatic Solder Capable

Contact Features

Contact Material	AgNi90/10

Termination Features

Main Termination & Connection Type	Solder Pins
Coil Termination & Connection Type	Solder Pins

Mechanical Attachment

Product Mount Type	Board Mount

Dimensions

Insulation Clearance Between Contact & Coil	3.5 mm[.138 in]
Insulation Creepage Between Contact & Coil	4 mm[.142 in]
Product Width	27.43 mm[1.08 in]
Product Length	32.51 mm[1.28 in]
Product Height	20.4 mm[.803 in]

Usage Conditions

Operating Temperature Range	-40 – 105 °C[-40 – 221 °F]
Environmental Category of Protection	RTII
Environmental Ambient Temperature (Max)	105 °C[221 °F]

Operation/Application

Solder Process	Wave Solder Capable
Coil Magnetic System	Monostable
Current Type	DC

Packaging Features

Packaging Method	Tray

Other

Coil Power Rating Class	>1.5 – ≤3 W
Contact Current Class	>25 – ≤32 A
Height Class (Mechanical)	>16 – ≤22 mm[>.63 – ≤.866 in]
Length Class (Mechanical)	>22 – ≤33 mm[>.866 – ≤1.299 in]
Width Class (Mechanical)	>22 – ≤33 mm[>.866 – ≤1.299 in]

Product Compliance

For compliance documentation, visit the product page on TE.com>

EU RoHS Directive 2011/65/EU	Compliant
EU ELV Directive 2000/53/EC	Compliant
China RoHS 2 Directive MIIT Order No 32, 2016	有害物质含量符合标准要求 No Restricted Substance(s) Above Threshold
EU REACH Regulation (EC) No. 1907/2006	Current ECHA Candidate List: JUNE 2025 (250) Candidate List Declared Against: JUNE 2025 (250) Does not contain REACH SVHC
Halogen Content	Not Low Halogen - contains Br or Cl > 900 ppm.
Solder Process Capability	Not reviewed for solder process capability

Product Compliance Disclaimer

This information is provided based on reasonable inquiry of our suppliers and represents our current actual knowledge based on the information they provided. This information is subject to change. The part numbers that TE has identified as EU RoHS compliant have a maximum concentration of 0.1% by weight in homogenous materials for lead, hexavalent chromium, mercury, PBB, PBDE, DBP, BBP, DEHP, DIBP, and 0.01% for cadmium, or qualify for an exemption to these limits as defined in the Annexes of Directive 2011/65/EU (RoHS2). Finished electrical and electronic equipment products will be CE marked as required by Directive 2011/65/EU. Components may not be CE marked. Additionally, the part numbers that TE has identified as EU ELV compliant have a maximum concentration of 0.1% by weight in homogenous materials for lead, hexavalent chromium, and mercury, and 0.01% for cadmium, or qualify for an exemption to these limits as defined in the Annexes of Directive 2000/53/EC (ELV). Regarding the REACH Regulation, the information TE provides on SVHC in articles for this part number is based on the latest European Chemicals Agency (ECHA) 'Guidance on requirements for substances in articles' posted at this URL: https://echa.europa.eu/guidance-documents/guidance-on-reach

Compatible Parts



TE Part # 2027395-9
T9VV1K19-12



TE Part # 2027395-3
T9SV1K15-12S

Customers Also Bought



TE Part #643411-1
02P UMNL HDR ASSY POL

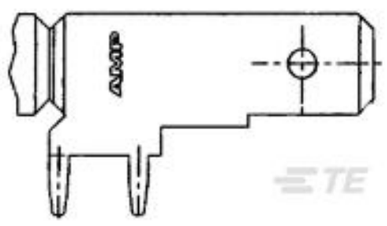

TE Part #1217754-1
250 FASTON,FLAG,PCB TAB,TNBR

TE Part #4-1419144-7
OJE-SH-112HMF,F095



TE Part #1649357-4
RTH14012



TE Part #1-1827872-0
DYNAMIC 1100D HDR ASSY V 40PX BLACK GOLD



TE Part #1969498-1
ASSY, TAB HDR, 7MM, 6.35 SERIES, 2 POS



TE Part #1971845-3
3P, RAST 5 Tab Header, THV



TE Part #5-1971846-2
2P, RAST 5 Tab Header, THV



TE Part #2071581-1
T9FV1D112,00000

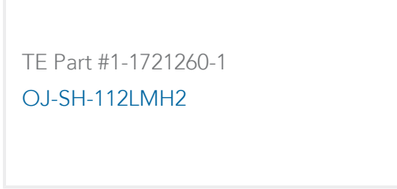

TE Part #1-1721260-1
OJ-SH-112LMH2

Documents

CAD Files

Customer View Model
ENG_CVM_CVM_2027395-5_D.3d_igs.zip
English

Customer View Model
ENG_CVM_CVM_2027395-5_D.3d_stp.zip
English

Customer View Model
ENG_CVM_CVM_2027395-5_D.2d_dxf.zip

English

3D PDF

3D

By downloading the CAD file I accept and agree to the Terms and Conditions of use.

Datasheets & Catalog Pages

Datasheet - Ev Charging Relays Contactors

English

Power PCB Relay T9V OBC

English

Power PCB Relay T9V Solar

English

Power PCB Relay T9V Solar

English

Power PCB Relay T9V OBC

English

P&B relay T9V series flyer

English

Agency Approvals

VDE Certificate

English