61624-1 ✔ ACTIVE

TE Internal #: 61624-1

Closed Ring Tongue Terminal, 16 – 12 AWG, #8 / M4 Stud, 3.68 mm [.145 in] Stud Diameter, Open Barrel, Straight, Unplated Plating, Uninsulated

View on TE.com >

Terminals & Splices > Ring Terminals







Ring Terminal Product Type: **Closed Ring Tongue Terminal**

Wire Size: **2582 – 6529 CMA**

Stud Size: **#8, M4**

Features

Product Type Features

Shape Description	Anti-Rotational/Grounding
Ring Terminal Product Type	Closed Ring Tongue Terminal
Stud Size	#8, M4
Sealable	No
Compatible With Discrete Wire Type	Stranded
Wire Insulation Support Retention Type	Insulation Support

Contact Features

Contact Base Material	Brass
Barrel Type	Open
Terminal Orientation	Straight
Terminal Plating Material	Unplated
Contact Underplating Material	None

Mechanical Attachment

Wire Insulation Support	With

Dimensions

	.13 in

Wire Size	2582 – 6529 CMA
Stud Diameter	3.68 mm[.145 in]
Tongue Thickness	.76 mm[.03 in]
Product Length	19.56 mm[.77 in]
Barrel Inside Diameter	2.03 mm, 3.93 mm[.08 in][.155 in]
Compatible Insulation Diameter (Max)	4.32 mm[.17 in]
Compatible Insulation Diameter Range	3.3 – 4.32 mm[.13 – .17 in]

Usage Conditions

Insulation Option	Uninsulated
Operating Temperature Range	-40 – 110 °C[-40 – 230 °F]

Operation/Application

Compatible With Wire Base Material	Copper

Industry Standards

Government Qualified Terminal	No

Packaging Features

Packaging Quantity	9000
Packaging Method	Strip/Reel

Product Compliance

For compliance documentation, visit the product page on TE.com>

EU RoHS Directive 2011/65/EU	Compliant
EU ELV Directive 2000/53/EC	Compliant
China RoHS 2 Directive MIIT Order No 32, 2016	No Restricted Materials Above Threshold
EU REACH Regulation (EC) No. 1907/2006	Current ECHA Candidate List: JUNE 2025 (250) Candidate List Declared Against: JUNE 2025 (250) Does not contain REACH SVHC
Halogen Content	Low Halogen - Br, Cl, F < 900 ppm per homogenous material. Also BFR/CFR/PVC Free
Solder Process Capability	Not applicable for solder process capability

Product Compliance Disclaimer

This information is provided based on reasonable inquiry of our suppliers and represents our current actual knowledge based on the information they provided. This information is subject to change. The part numbers that TE has identified as

EU RoHS compliant have a maximum concentration of 0.1% by weight in homogenous materials for lead, hexavalent chromium, mercury, PBB, PBDE, DBP, BBP, DEHP, DIBP, and 0.01% for cadmium, or qualify for an exemption to these limits as defined in the Annexes of Directive 2011/65/EU (RoHS2). Finished electrical and electronic equipment products will be CE marked as required by Directive 2011/65/EU. Components may not be CE marked. Additionally, the part numbers that TE has identified as EU ELV compliant have a maximum concentration of 0.1% by weight in homogenous materials for lead, hexavalent chromium, and mercury, and 0.01% for cadmium, or qualify for an exemption to these limits as defined in the Annexes of Directive 2000/53/EC (ELV). Regarding the REACH Regulation, the information TE provides on SVHC in articles for this part number is based on the latest European Chemicals Agency (ECHA) 'Guidance on requirements for substances in articles' posted at this URL: https://echa.europa.eu/guidance-documents/guidance-on-reach

Compatible Parts



TE Part # 2150653-1
OCEAN_2.0_APPLICATOR-E-140F220O-REM



TE Part # 7-2150653-7
OCEAN_2.0_SPARE_PART_KIT-140F220O



TE Part # 2150653-2
OCEAN_2.0_APPLICATOR-E-140F220OA-REA

Customers Also Bought

TE Part #1SNA116302R2300
MB10/22.SF



TE Part #CAT-P592-R472A
PIDG Ring Tongue Terminals

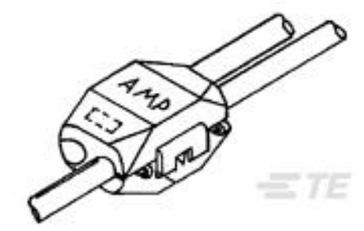

TE Part #53440-1
ELECTRO-TAP, 18-14 AWG RUN&TAP



TE Part #324046
TERMINAL,T-N R 6 10



TE Part #4-1393104-4
KRPA-11DG-125=KRPA



TE Part #4-1393104-6
KRPA-11DG-48=KRPA



TE Part #1423155-5
GPD=RELAY, 125VDC

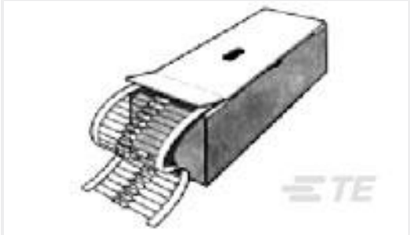

TE Part #1-2176081-2
EP 1W (S) 510R 5%

TE Part #1-2168083-1
SCREW, CAP, HEX SOCKET HD, METRIC, RoHS

Documents

Product Drawings

RING CRIMP 16-12 AWG BR

English

CAD Files

3D PDF

3D

Customer View Model

ENG_CVM_CVM_61624-1_R_c-61624-1-r.2d_dxf.zip

English

Customer View Model

ENG_CVM_CVM_61624-1_R_c-61624-1-r.3d_igs.zip

English

Customer View Model

ENG_CVM_CVM_61624-1_R_c-61624-1-r.3d_stp.zip

English

By downloading the CAD file I accept and agree to the Terms and Conditions of use.

Product Specifications

Application Specification

English

Agency Approvals

UL Report

English