8-320564-1 SUPERSEDED

PIDG

TE Internal #: 8-320564-1

TE Internal Description: TERMINAL,PIDG R 16-14 3/8

PIDG Ring Tongue Terminals

View on TE.com >

Terminals & Splices > Ring Terminals > PIDG Ring Tongue Terminals

Ring Terminal Product Type: **Closed Ring Tongue Terminal**

Wire Size: **2050 – 5180 CMA**

Stud Size: **3/8**

All PIDG Ring Tongue Terminals (410)

Features

Product Type Features

Ring Terminal Product Type	Closed Ring Tongue Terminal
Stud Size	3/8
Sealable	No
Wire Insulation Support Retention Type	Insulation Support

Configuration Features

Number of Holes	1

Electrical Characteristics

Voltage Rating	300 V

Body Features

Product Weight	1.363 g

Contact Features

Barrel Type	Closed
Terminal Orientation	Straight
Terminal Plating Material	Tin

Mechanical Attachment

Wire Insulation Support	With

Dimensions

Wire Size	2050 – 5180 CMA
Stud Diameter	9.53 mm[.375 in]
Tongue Thickness	.79 mm[.031 in]
Product Length	32.51 mm[1.28 in]
Compatible Insulation Diameter (Max)	3.81 mm[.15 in]
Compatible Insulation Diameter Range	2.67 – 3.81 mm[.105 – .15 in]

Usage Conditions

Insulation Option	Partially Insulated

Operation/Application

Compatible With Wire Base Material	Copper
Compatible With Wire Plating Material	Tin

Industry Standards

Government Qualified Terminal	No

Packaging Features

Packaging Quantity	100
Packaging Method	Loose Piece

Product Compliance

For compliance documentation, visit the product page on TE.com>

EU RoHS Directive 2011/65/EU	Compliant
EU ELV Directive 2000/53/EC	Compliant
China RoHS 2 Directive MIIT Order No 32, 2016	No Restricted Materials Above Threshold
EU REACH Regulation (EC) No. 1907/2006	Current ECHA Candidate List: JUNE 2025 (250) Candidate List Declared Against: JUNE 2023 (235) Does not contain REACH SVHC
Halogen Content	Low Halogen - Br, Cl, F < 900 ppm per homogenous material. Also BFR/CFR/PVC Free
Solder Process Capability	Not applicable for solder process capability

Product Compliance Disclaimer

This information is provided based on reasonable inquiry of our suppliers and represents our current actual knowledge based on the information they provided. This information is subject to change. The part numbers that TE has identified as EU RoHS compliant have a maximum concentration of 0.1% by weight in homogenous materials for lead, hexavalent chromium, mercury, PBB, PBDE, DBP, BBP, DEHP, DIBP, and 0.01% for cadmium, or qualify for an exemption to these limits as defined in the Annexes of Directive 2011/65/EU (RoHS2). Finished electrical and electronic equipment products will be CE marked as required by Directive 2011/65/EU. Components may not be CE marked. Additionally, the part numbers that TE has identified as EU ELV compliant have a maximum concentration of 0.1% by weight in homogenous materials for lead, hexavalent chromium, and mercury, and 0.01% for cadmium, or qualify for an exemption to these limits as defined in the Annexes of Directive 2000/53/EC (ELV). Regarding the REACH Regulation, the information TE provides on SVHC in articles for this part number is based on the latest European Chemicals Agency (ECHA) 'Guidance on requirements for substances in articles' posted at this URL: https://echa.europa.eu/guidance-documents/guidance-on-reach

Also in the Series | PIDG

Compression Connectors(50)



Crimp Wire Pins, Tabs & Ferrules(39)

Hand Crimping Tools(2)

Knife Disconnects(11)

Ring Terminals(589)



Spade Terminals(228)

Special Purpose Terminals(1)

Splices(41)

Customers Also Bought

TE Part #114017-ZZ
SEALING PLUG, SIZE 12/16, WHT

TE Part #CAT-D48-ST273
DEUTSCH Solid Contacts

TE Part #DT06-2S
PLG, 2P, GRY, N

TE Part #DT04-2P
REC, 2P, GRY, N

TE Part #CAT-D487-W416
Wedgelocks: DEUTSCH DT

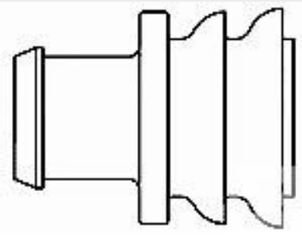

TE Part #281934-2
SINGLE WIRE SEAL

TE Part #CAT-AM71-CH8172
AMP SUPERSEAL 1.5MM, CONNECTOR HOUSING

Documents

Product Drawings

TERMINAL,PIDG R 16-14 3/8

English

CAD Files

3D PDF

3D

Customer View Model

ENG_CVM_CVM_8-320564-1_T.2d_dxf.zip

English

Customer View Model

ENG_CVM_CVM_8-320564-1_T.3d_igs.zip

English

Customer View Model

ENG_CVM_CVM_8-320564-1_T.3d_stp.zip

English

By downloading the CAD file I accept and agree to the Terms and Conditions of use.

Product Specifications

Application Specification

English

Instruction Sheets

Instruction Sheet (U.S.)

English

Agency Approvals

UL Report

English