# 1473565-3 ✔ ACTIVE

RITS | RITS Header Connectors PCB Mount

TE Internal #: 1473565-3

PCB Mount Header, Vertical, Wire-to-Board, 3 Position, 2 mm [.078 in] Centerline, Partially Shrouded, Gold (Au), RITS Header Connectors PCB Mount

View on TE.com >

Connectors > PCB Connectors > PCB Headers & Receptacles



PCB Connector Type: **PCB Mount Header**

PCB Mount Orientation: **Vertical**

Connector System: **Wire-to-Board**

Number of Positions: **3**

Centerline (Pitch): **2 mm [ .078 in ]**

## Features

### Product Type Features

| | |
|---|---|
| Mixed & Hybrid Header | No |
| Connector Shape | Rectangular |
| PCB Connector Type | PCB Mount Header |
| Connector System | Wire-to-Board |
| Header Type | Partially Shrouded |
| Sealable | No |
| Connector & Contact Terminates To | Printed Circuit Board |
| Connector Product Type | Connector Assembly |

### Configuration Features

| | |
|---|---|
| Number of Columns | 1 |
| Number of Loaded Positions | 3 |
| Connector Contact Load Condition | Fully Loaded |
| PCB Mount Orientation | Vertical |
| Number of Positions | 3 |
| Number of Rows | 1 |

### Electrical Characteristics

| | |
|---|---|
| Operating Voltage | 32 VDC |

### Body Features

| | |
|---|---|
| Primary Product Color | Black |

## Contact Features

| | |
|---|---|
| Contact Underplating Material | Nickel |
| Contact Underplating Material Thickness | 1.27 µm[50 µin] |
| PCB Contact Termination Area Plating Material Finish | Matte |
| PCB Contact Termination Area Plating Material Thickness | 2 µm[78.74 µin] |
| Contact Layout | Inline |
| Contact Base Material | Copper Alloy |
| PCB Contact Termination Area Plating Material | Tin |
| Contact Mating Area Plating Material | Gold (Au) |
| Contact Mating Area Plating Material Finish | Bright |
| Contact Mating Area Plating Material Thickness | .2 µm[7.87 µin] |
| Contact Type | Pin |
| Contact Current Rating (Max) | 3 A |

## Termination Features

| | |
|---|---|
| Rectangular Termination Post & Tail Width | .6 mm[.023 in] |
| Rectangular Termination Post & Tail Thickness | .2 mm[.007 in] |
| Termination Method to PCB | Through Hole - Solder |

## Mechanical Attachment

| | |
|---|---|
| Mating Alignment Type | Polarization |
| PCB Mount Alignment | With |
| Mating Retention | Without |
| PCB Mount Retention | Without |
| Connector Mounting Type | Board Mount |
| Mating Alignment | With |

## Housing Features

| | |
|---|---|
| Centerline (Pitch) | 2 mm[.078 in] |
| Housing Material | Thermoplastic |

## Dimensions

| | |
|---|---|
| Connector Width | 6.4 mm[.251 in] |
| Connector Height | 13 mm[.511 in] |
| Connector Length | 13.8 mm[.543 in] |

### Usage Conditions

| | |
|---|---|
| Operating Temperature Range | -30 – 75 °C[-22 – 167 °F] |

### Operation/Application

| | |
|---|---|
| Circuit Application | Signal |

### Industry Standards

| | |
|---|---|
| UL Flammability Rating | UL 94V-0 |

### Packaging Features

| | |
|---|---|
| Packaging Quantity | 2800 |
| Packaging Method | Tube |

## Product Compliance

For compliance documentation, visit the product page on TE.com>

| | |
|---|---|
| EU RoHS Directive 2011/65/EU | Compliant |
| EU ELV Directive 2000/53/EC | Compliant |
| China RoHS 2 Directive MIIT Order No 32, 2016 | No Restricted Materials Above Threshold |
| EU REACH Regulation (EC) No. 1907/2006 | Current ECHA Candidate List: JUNE 2025 (250)<br>Candidate List Declared Against: JUNE 2025 (250)<br>Does not contain REACH SVHC |
| Halogen Content | Not Low Halogen - contains Br or Cl > 900 ppm. |
| Solder Process Capability | Wave solder capable to 265°C |

Product Compliance Disclaimer

This information is provided based on reasonable inquiry of our suppliers and represents our current actual knowledge based on the information they provided. This information is subject to change. The part numbers that TE has identified as EU RoHS compliant have a maximum concentration of 0.1% by weight in homogenous materials for lead, hexavalent chromium, mercury, PBB, PBDE, DBP, BBP, DEHP, DIBP, and 0.01% for cadmium, or qualify for an exemption to these limits as defined in the Annexes of Directive 2011/65/EU (RoHS2). Finished electrical and electronic equipment products will be CE marked as required by Directive 2011/65/EU. Components may not be CE marked. Additionally, the part numbers that TE has identified as EU ELV compliant have a maximum concentration of 0.1% by weight in homogenous materials for lead, hexavalent chromium, and mercury, and 0.01% for cadmium, or qualify for an exemption to these limits as defined in the Annexes of Directive 2000/53/EC (ELV). Regarding the REACH Regulation, the information TE provides on SVHC in articles for this part number is based on the latest European Chemicals Agency (ECHA) ‘Guidance on requirements for substances in articles’ posted at this URL: https://echa.europa.eu/guidance-documents/guidance-on-reach

## Compatible Parts



TE Part # 3-2296184-3
RITS CONN. PLUG ASSY 3P ORANGE TIN COVER



TE Part # 1473562-3
RITS CONN. PLUG ASSY 3P YELLOW



TE Part # 1-1473562-3
RITS CONN. PLUG ASSY 3P RED



TE Part # 3-2295044-3
RITS CONN. PLUG ASSY 3P ORANGE TIN



TE Part # 4-1473562-3
RITS CONN. PLUG ASSY 3P GREEN



TE Part # 3-1473562-3
RITS CONN. PLUG ASSY 3P ORANGE



TE Part # 2-1473562-3
RITS CONN. PLUG ASSY 3P BLUE



TE Part # 1-2295044-3
RITS CONN. PLUG ASSY 3P RED TIN



TE Part # 3-1554809-3
RITS CONN. PLUG ASSY 3P ORANGE COVER

## Also in the Series | RITS Header Connectors PCB Mount



PCB Headers & Receptacles(13)



Rectangular Power Connectors(1)



Wire-to-Board Headers & Receptacles (13)

## Customers Also Bought

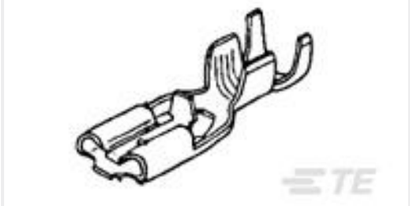

TE Part #170331-1
PL MKII 187 REC 20-16AWG PTBR LP



TE Part #CAT-D9934-A75F
Header Assembly: Wire-to-Board, 15A, gold or tin plated



TE Part #1-179960-2
DYNAMIC D-5200 HDR ASSY 6P V X



TE Part #1473565-4
RITS CONN.HDR ASSY 4P



TE Part #1473565-6
RITS CONN.HDR ASSY 6P



TE Part #1-1827872-1
DYNAMIC 1100D HDR ASSY V 22P BLACK GOLD



TE Part #CAT-D9934-A15F
Header Assembly: Wire-to-Board, 5A, gold or tin plated



TE Part #172245-2
12P DLI PLUG HSG

## Documents

### Product Drawings

RITS CONN.HDR ASSY 3P

Japanese

### CAD Files

3D PDF

English

Customer View Model

ENG_CVM_1473565-3_B.2d_dxf.zip

English

Customer View Model

ENG_CVM_1473565-3_B.3d_igs.zip

English

Customer View Model

ENG_CVM_1473565-3_B.3d_stp.zip

English

By downloading the CAD file I accept and agree to the Terms and Conditions of use.

### Datasheets & Catalog Pages

Remote Input Output Terminal System (RITS) Connectors

English

### Product Specifications

Standard Operating Procedure

Japanese

### Instruction Sheets

Instruction Sheet (non U.S.)

Japanese

RITS Connector Interconnection System/e-CON Connector

Japanese

### Agency Approvals

UL Report

English