646484-5 ✔ ACTIVE

Z-PACK | Z-PACK 2mm HM

TE Internal #: 646484-5

PCB Mount Shroud, Gray, Glass Filled Polyester, 150 Position, Z-PACK 2mm HM

View on TE.com >

Connectors > Connector Accessories > Connector Caps & Covers







Connector Cover Type: **PCB Mount Shroud**

Primary Product Color: **Gray**

Primary Product Material: **Glass Filled Polyester**

Number of Positions: **150**

Operating Temperature (Max): **125 °C [257 °F]**

Features

Product Type Features

Connector Cover Type	PCB Mount Shroud

Configuration Features

Number of Rows	5
Number of Positions	150

Body Features

Primary Product Color	Gray
Primary Product Material	Glass Filled Polyester

Mechanical Attachment

Mating Alignment Type	Polarization
Mating Alignment	With

Housing Features

Centerline (Pitch)	2 mm[.079 in]

Dimensions

Row-to-Row Spacing	2 mm[.079 in]

Product Width	15.4 mm[.055 in]
Product Length	43.9 mm[1.728 in]
Product Height	14.9 mm[.586 in]

Usage Conditions

Operating Temperature (Max)	125 °C[257 °F]
Operating Temperature Range	-55 – 125 °C[-67 – 257 °F]

Operation/Application

Assembly Process Feature	Board Standoff

Industry Standards

UL Flammability Rating	UL 94V-0

Packaging Features

Packaging Method	Tray

Product Compliance

For compliance documentation, visit the product page on TE.com>

EU RoHS Directive 2011/65/EU	Compliant
EU ELV Directive 2000/53/EC	Compliant
China RoHS 2 Directive MIIT Order No 32, 2016	No Restricted Materials Above Threshold
EU REACH Regulation (EC) No. 1907/2006	Current ECHA Candidate List: JUNE 2025 (250) Candidate List Declared Against: JUNE 2025 (250) Does not contain REACH SVHC
Halogen Content	Not Low Halogen - contains Br or Cl > 900 ppm.
Solder Process Capability	Not applicable for solder process capability

Product Compliance Disclaimer

This information is provided based on reasonable inquiry of our suppliers and represents our current actual knowledge based on the information they provided. This information is subject to change. The part numbers that TE has identified as EU RoHS compliant have a maximum concentration of 0.1% by weight in homogenous materials for lead, hexavalent chromium, mercury, PBB, PBDE, DBP, BBP, DEHP, DIBP, and 0.01% for cadmium, or qualify for an exemption to these limits as defined in the Annexes of Directive 2011/65/EU (RoHS2). Finished electrical and electronic equipment products will be CE marked as required by Directive 2011/65/EU. Components may not be CE marked. Additionally, the part numbers that TE has identified as EU ELV compliant have a maximum concentration of 0.1% by weight in homogenous materials for lead, hexavalent chromium, and mercury, and 0.01% for cadmium, or qualify for an exemption to these limits as defined in the Annexes of Directive 2000/53/EC (ELV). Regarding the REACH Regulation, the information TE provides on SVHC in articles for this part number is based on the latest European Chemicals Agency (ECHA) 'Guidance on requirements for substances in articles' posted at this URL: https://echa.europa.eu/guidance-documents/guidance-on-reach

Compatible Parts

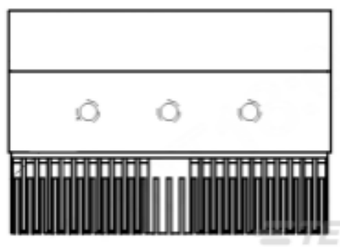

TE Part # 91346-2
2MM HM SEATING TOOL TYPE AB 22



TE Part # 646573-1
Z-PACK A/B REC ASY 110P 2MMHM

Also in the Series | Z-PACK 2mm HM



Backplane Connector Housings(4)



Backplane Power Connectors(1)



Connector Caps & Covers(62)



Hard Metric Backplane Connectors (264)



Insertion & Extraction Tools(2)



PCB Headers & Receptacles(46)



Power Contacts(1)



Rectangular Power Connectors(46)

Customers Also Bought



TE Part #1410140-1
MULTIGIG RT T2 .8" BP FULL CNT



TE Part #1410142-1
MULTIGIG RT T2 .8" BP FULL RGH



TE Part #1410186-2
MULTIGIG RT T2 .8" BP HALF LEFT



TE Part #2-1445098-3
MICRO MNL HDR ASSY S/ROW AU LF



TE Part #1-1469492-9

MULTIGIG RT 9MM GUIDE/ESD UNKE



TE Part #2-1617146-0

JMGACD-6M = M39016/18-032M



TE Part #2102736-1

BP, Center, MULTIGIG RT 2R



TE Part #2302785-1

RA PLUG ASSY,7ROW,CENTER,VPX, MG RT3



TE Part #2309390-1

VERT RECPT, MULTI-BEAM XLE, VITA 62

Documents

Product Drawings

2MM H.M.,A/B-22 SHROUD 4.5MM

English

CAD Files

3D PDF

3D

Customer View Model

ENG_CVM_CVM_646484-5_F.2d_dxf.zip

English

Customer View Model

ENG_CVM_CVM_646484-5_F.3d_igs.zip

English

Customer View Model

ENG_CVM_CVM_646484-5_F.3d_stp.zip

English

By downloading the CAD file I accept and agree to the Terms and Conditions of use.

Product Specifications

Application Specification

English