8-1393640-9 SUPERSEDED

EUROCARD

TE Internal #: 8-1393640-9

TE Internal Description: V42254B2201C910=PC612 FEDERLEI

View on TE.com >

Connectors > PCB Connectors > Backplane Connectors > Eurocard Connectors







Connector & Housing Type: **Receptacle**

Connector System: **Board-to-Board**

Termination Post & Tail Length: **2.9 mm [.114 in]**

Number of Positions: **96**

Centerline (Pitch): **2.54 mm [.1 in]**

Features

Product Type Features

Connector & Housing Type	Receptacle
Connector System	Board-to-Board
Connector & Contact Terminates To	Printed Circuit Board
DIN Size	Standard
DIN Level	II

Configuration Features

Number of Positions	96
Number of Rows	3
PCB Mount Orientation	Vertical
Number of Columns	32
Rows Loaded	A, B, C
Number of Signal Positions	96

Contact Features

Contact Base Material	Phosphor Bronze
Contact Type	Socket

Contact Current Rating (Max)	1.5 A

Termination Features

Termination Method to PCB	Through Hole - Solder
Termination Post & Tail Length	2.9 mm[.114 in]

Mechanical Attachment

Connector Mounting Type	Board Mount
Panel Mount Feature	Without
PCB Mount Retention Type	Boardlock
Mating Alignment Type	Polarization
Mating Alignment	With
PCB Mount Retention	With

Housing Features

Housing Material	Polyester GF
Centerline (Pitch)	2.54 mm[.1 in]

Dimensions

PCB Thickness (Recommended)	1.6 mm[.063 in]
Connector Height	10.6 mm
Row-to-Row Spacing	2.54 mm[.1 in]

Operation/Application

Shielded	No
Circuit Application	Signal

Industry Standards

UL Flammability Rating	UL 94V-0

Packaging Features

Packaging Method	Box

Product Compliance

For compliance documentation, visit the product page on TE.com>

EU RoHS Directive 2011/65/EU	Compliant
EU ELV Directive 2000/53/EC	Compliant
China RoHS 2 Directive MIIT Order No 32, 2016	No Restricted Materials Above Threshold
EU REACH Regulation (EC) No. 1907/2006	

	Current ECHA Candidate List: JUNE 2025 (250) Candidate List Declared Against: JUNE 2024 (241) Does not contain REACH SVHC
Halogen Content	Not Low Halogen - contains Br or Cl > 900 ppm.
Solder Process Capability	Wave solder capable to 265°C

Product Compliance Disclaimer

This information is provided based on reasonable inquiry of our suppliers and represents our current actual knowledge based on the information they provided. This information is subject to change. The part numbers that TE has identified as EU RoHS compliant have a maximum concentration of 0.1% by weight in homogenous materials for lead, hexavalent chromium, mercury, PBB, PBDE, DBP, BBP, DEHP, DIBP, and 0.01% for cadmium, or qualify for an exemption to these limits as defined in the Annexes of Directive 2011/65/EU (RoHS2). Finished electrical and electronic equipment products will be CE marked as required by Directive 2011/65/EU. Components may not be CE marked. Additionally, the part numbers that TE has identified as EU ELV compliant have a maximum concentration of 0.1% by weight in homogenous materials for lead, hexavalent chromium, and mercury, and 0.01% for cadmium, or qualify for an exemption to these limits as defined in the Annexes of Directive 2000/53/EC (ELV). Regarding the REACH Regulation, the information TE provides on SVHC in articles for this part number is based on the latest European Chemicals Agency (ECHA) 'Guidance on requirements for substances in articles' posted at this URL: https://echa.europa.eu/guidance-documents/guidance-on-reach

Customers Also Bought



TE Part #1-1871940-8
DYNAMIC 1900D REC ASSY CAGE 16P

Documents

Product Drawings

V42254B2201C910=PC612 FEDERLEI

English

CAD Files

Customer View Model

ENG_CVM_CVM_8-1393640-9_A.2d_dxf.zip

English

3D PDF

3D

Customer View Model

ENG_CVM_CVM_8-1393640-9_A.3d_igs.zip

English

Customer View Model

ENG_CVM_CVM_8-1393640-9_A.3d_stp.zip

English

By downloading the CAD file I accept and agree to the **Terms and Conditions** of use.

Product Specifications

Application Specification

English