# BMMA Male Connector Solder Attachment Thru Hole PCB, 0.200 inch X 0.067 inch Hole Spacing



## PE5139

### Configuration

- BMMA Male Connector
- 50 Ohms
- Straight Body Geometry
- Connector Interface Types: Thru Hole

### Features

- Max. Operating Frequency 18 GHz
- Good VSWR of 1.55:1
- Gold Plated Beryllium Copper Contact

### Applications

- General Purpose Test
- PCB Applications

### Description

Pasternack's PE5139 BMMA connector with attachment for PCB is part of our full line of RF components available for same-day shipping. Our BMMA male connector operates up to a maximum frequency of 18 GHz and offers good VSWR of 1.55:1.

Our BMMA male connector PE5139 datasheet specifications and drawing with dimensions are shown below in this PDF. Pasternack's broad catalog of RF, microwave and millimeter wave connectors allows designers to configure and customize their signal connections however they like. Whether the need is to provide an I/O for a board design, or simply create a custom cable assembly configuration, Pasternack has the right connector for the job. Pasternack can also expertly build your custom cable assemblies for you and ship same-day.

### Electrical Specifications

| Description | Minimum | Typical | Maximum | Units |
|---|---|---|---|---|
| Frequency Range | DC | | 18 | GHz |
| VSWR | | | 1.55:1 | |
| Insertion Loss | | | 0.509 | dB |
| Impedance | | 50 | | Ohms |

### Mechanical Specifications

**Size**

| | |
|---|---|
| Length | 0.498 in [12.65 mm] |
| Width | 0.24 in [6.1 mm] |
| Height | 0.24 in [6.1 mm] |
| Weight | 0.003 lbs [1.36 g] |
| Mating Cycles | 500 Cycles |

### Material Specifications

| Description | Material | Plating |
|---|---|---|
| Contact | Beryllium Copper | Gold |
| Insulation | PTFE | |
| Outer Conductor | Beryllium Copper | Gold |
| Body | Brass | Gold |


© 2023 Infinite Electronics, Inc. Pasternack is a registered trademark of Infinite Electronics, Inc.
+1 (866) 558-2786 | sales@pasternack.com | pasternack.com

# BMMA Male Connector Solder Attachment Thru Hole PCB, 0.200 inch X 0.067 inch Hole Spacing



## PE5139

### Environmental Specifications

**Temperature**

| | |
|---|---|
| Operating Range | -65 to +165 deg C |

### Compliance Certifications (see product page for current document)

### Plotted and Other Data

Notes:

BMMA Male Connector Solder Attachment Thru Hole PCB, 0.200 inch X 0.067 inch Hole Spacing from Pasternack Enterprises has same day shipment for domestic and International orders. Our RF, microwave and millimeter wave products maintain a 99.4% availability and are part of the broadest selection in the industry.

Click the following link (or enter part number in "SEARCH" on website) to obtain additional part information including price, inventory and certifications: BMMA Male Connector Solder Attachment Thru Hole PCB, 0.200 inch X 0.067 inch Hole Spacing PE5139

URL: https://www.pasternack.com/bmma-male-pcb-connector-pe5139-p.aspx

The information contained within this document is accurate to the best of our knowledge and representative of the part described herein. It may be necessary to make modifications to the part and/or the documentation of the part in order to impliment improvements. Pasternack Enterprises reserves the right to make such changes as required. Unless otherwise stated, all specifications are nominal. Pasternack Enterprises does not make any representation or warranty regarding the suitability of the part described herein for any particular purpose, and Pasternack Enterprises does not assume liability arising out of the use of any part or document.


© 2023 Infinite Electronics, Inc. Pasternack is a registered trademark of Infinite Electronics, Inc.

# PE5139 CAD Drawing

BMMA Male Connector Solder Attachment Thru Hole PCB, 0.200 inch X 0.067 inch Hole Spacing

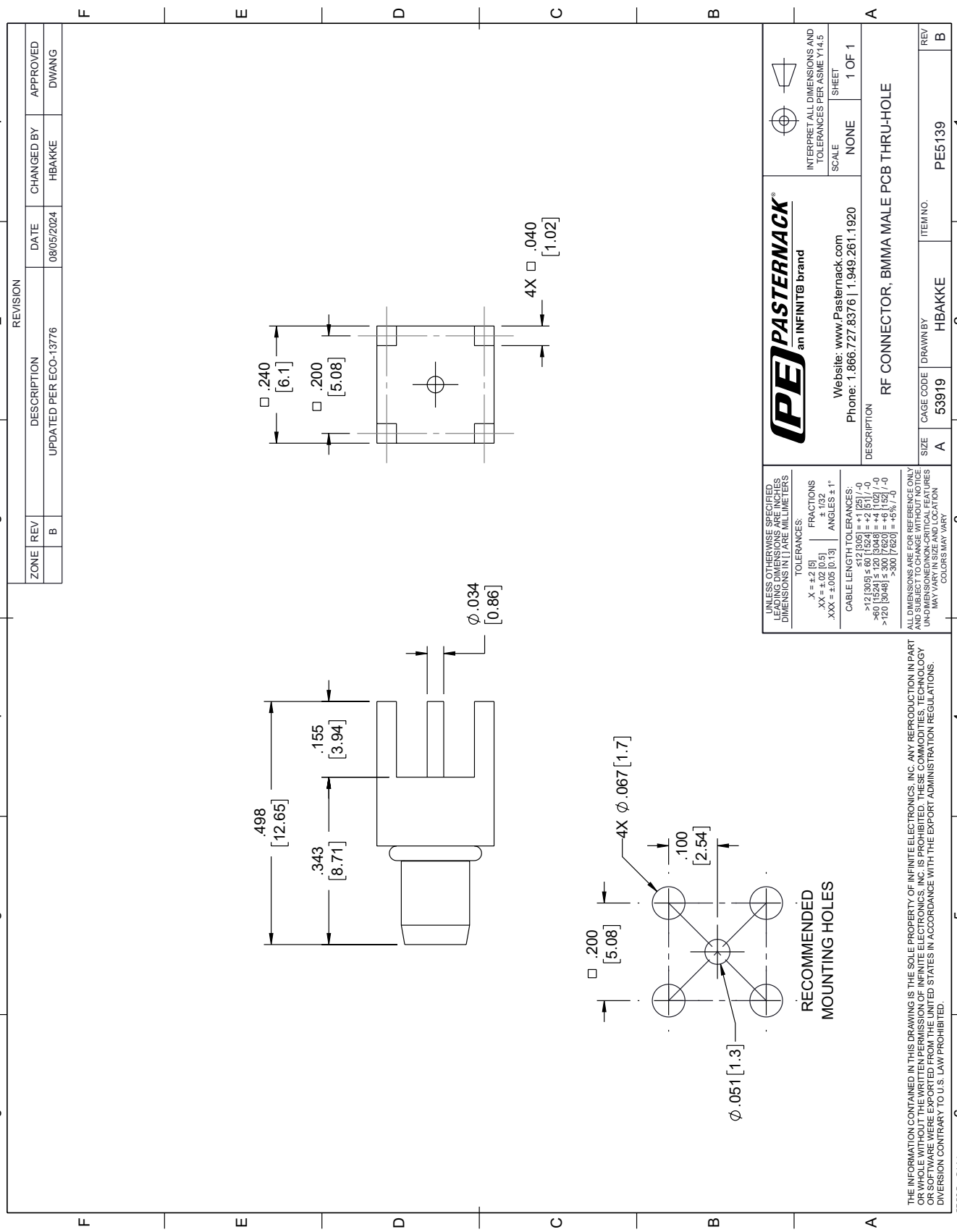




© 2023 Infinite Electronics, Inc. Pasternack is a registered trademark of Infinite Electronics, Inc.