178306-5 ✔ ACTIVE

Dynamic Series | Dynamic 3000 Series

TE Internal #: 178306-5

PCB Mount Header, Horizontal, Wire-to-Board, 12 Position, 3.81 mm [.15 in] Centerline, Fully Shrouded, Tin (Sn), Dynamic 3000 Series

View on TE.com >

Connectors > PCB Connectors > PCB Headers & Receptacles > Header Assembly: Wire-to-Board, 15A, gold or tin plated







PCB Connector Type: **PCB Mount Header**

PCB Mount Orientation: **Horizontal**

Connector System: **Wire-to-Board**

Number of Positions: **12**

Centerline (Pitch): **3.81 mm [.15 in]**

All Header Assembly: Wire-to-Board, 15A, gold or tin plated (120)

Features

Product Type Features

PCB Connector Type	PCB Mount Header
Connector System	Wire-to-Board
Header Type	Fully Shrouded
Sealable	No
Connector & Contact Terminates To	Printed Circuit Board
Connector Product Type	Connector Assembly

Configuration Features

PCB Mount Orientation	Horizontal
Number of Positions	12
Number of Rows	2

Body Features

Primary Product Color	Black

Contact Features

Contact Mating Area Plating Material	Tin (Sn)
Contact Mating Area Plating Material Finish	Matte
Contact Mating Area Plating Material Thickness	2 µm[80 µin]
Contact Type	Pin
Contact Current Rating (Max)	15 A

Termination Features

Termination Method to PCB	Through Hole - Solder

Mechanical Attachment

PCB Mount Retention Type	Retention Leg
Mating Alignment Type	Keyed
PCB Mount Alignment	Without
Mating Retention	With
PCB Mount Retention	With
Connector Mounting Type	Board Mount
Mating Alignment	With

Housing Features

Centerline (Pitch)	3.81 mm[.15 in]
Housing Material	Polyester GF

Usage Conditions

Operating Temperature Range	-55 – 105 °C[-67 – 221 °F]

Operation/Application

Circuit Application	Power & Signal

Industry Standards

UL Flammability Rating	UL 94V-0

Packaging Features

Packaging Method	Box, Tube

Product Compliance

For compliance documentation, visit the product page on TE.com>

EU RoHS Directive 2011/65/EU	Compliant
EU ELV Directive 2000/53/EC	Compliant

China RoHS 2 Directive MIIT Order No 32, 2016	No Restricted Materials Above Threshold
EU REACH Regulation (EC) No. 1907/2006	Current ECHA Candidate List: JUNE 2025 (250) Candidate List Declared Against: JUNE 2025 (250) Does not contain REACH SVHC
Halogen Content	Not Low Halogen - contains Br or Cl > 900 ppm.
Solder Process Capability	Wave solder capable to 265°C

Product Compliance Disclaimer

This information is provided based on reasonable inquiry of our suppliers and represents our current actual knowledge based on the information they provided. This information is subject to change. The part numbers that TE has identified as EU RoHS compliant have a maximum concentration of 0.1% by weight in homogenous materials for lead, hexavalent chromium, mercury, PBB, PBDE, DBP, BBP, DEHP, DIBP, and 0.01% for cadmium, or qualify for an exemption to these limits as defined in the Annexes of Directive 2011/65/EU (RoHS2). Finished electrical and electronic equipment products will be CE marked as required by Directive 2011/65/EU. Components may not be CE marked. Additionally, the part numbers that TE has identified as EU ELV compliant have a maximum concentration of 0.1% by weight in homogenous materials for lead, hexavalent chromium, and mercury, and 0.01% for cadmium, or qualify for an exemption to these limits as defined in the Annexes of Directive 2000/53/EC (ELV). Regarding the REACH Regulation, the information TE provides on SVHC in articles for this part number is based on the latest European Chemicals Agency (ECHA) 'Guidance on requirements for substances in articles' posted at this URL: https://echa.europa.eu/guidance-documents/guidance-on-reach

Compatible Parts



TE Part # 178289-6
DYNAMIC 3100 REC HSG 12P DBL

Also in the Series | Dynamic 3000 Series



Connector Contacts(94)



Connector Hardware(8)



Power Contacts(94)



Rectangular Connector Housings(143)



Rectangular Power Connectors(443)



Standard Rectangular Connectors(167)



Wire-to-Board Connector Assemblies & Housings(92)

Customers Also Bought



TE Part #T4142012031-000
M12,FRONT MOUNTING,MALE,A CODE,3P



TE Part #T4110002031-000
M12,FEMALE,STRAIGHT,A CODE,3P, PG9,GOLD



TE Part #100616-2
8/8 MOD.JACK ASSY TE SHIELDED



TE Part #1318389-1
025 ECU PLUG HSG ASSY 40P



TE Part #1546551-2
2P,STRAIGHT,SIDE ENTRY,3.5MM



TE Part #1546551-3
3P,STRAIGHT,SIDE ENTRY,3.5MM

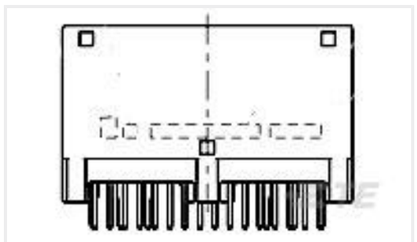

TE Part #1565371-3
025/090II 26POS CAP ASSY V SELECTIVE-TIN



TE Part #2-1676914-8
YR1 0.1% 422R



TE Part #3-1879026-2
YR1 0.1% 20R



TE Part #2177419-3
32POS,TAB 0.5X0.4,HEADER ASSY, CODA

Documents

CAD Files

3D PDF

English

Customer View Model

ENG_CVM_178306-5_B1.2d_dxf.zip

English

Customer View Model

ENG_CVM_178306-5_B1.3d_igs.zip

English

Customer View Model

ENG_CVM_178306-5_B1.3d_stp.zip

English

By downloading the CAD file I accept and agree to the Terms and Conditions of use.

Product Specifications

Product Specification

English

Agency Approvals

UL

English