# 6648374-1 ✔ ACTIVE

ELCON | ELCON Drawer

TE Internal #: 6648374-1

Gold (Au), Socket Contact, Size 12, Copper Alloy, Power, -55 – 105 °C [-67 – 221 °F], ELCON Drawer

View on TE.com >

Connectors > Contacts > Connector Contacts







Contact Type: **Socket**

Contact Mating Area Plating Material: **Gold (Au)**

Contact Retention Within Housing: **Without**

Contact Size: **Size 12**

Contact Base Material: **Copper Alloy**

## Features

### Contact Features

| | |
|---|---|
| PCB Contact Termination Area Plating Material Thickness | 5.08 – 7.62 µm[200 – 300 µin] |
| PCB Contact Termination Area Plating Material | Silver |
| Contact Type | Socket |
| Contact Mating Area Plating Material | Gold (Au) |
| Contact Retention Within Housing | Without |
| Contact Size | Size 12 |
| Contact Base Material | Copper Alloy |
| Contact Current Rating (Max) | 35 A |
| Mating Pin Diameter | 2.28 mm[.09 in] |
| Contact Mating Area Plating Material Thickness | .76 µm[30 µin] |
| Wire Contact Termination Area Plating Material Finish | Bright |
| Contact Orientation | Straight |
| Contact Underplating Material | Nickel |
| Contact Underplating Material Thickness | 1 µm[40 µin] |

### Termination Features

| | |
|---|---|
| Termination Method to PCB | Through Hole - Solder |
| Product Terminates To | Printed Circuit Board |

### Mechanical Attachment

| | |
|---|---|
| Wire Insulation Support | Without |

### Usage Conditions

| | |
|---|---|
| Operating Temperature Range | -55 – 105 °C[-67 – 221 °F] |

### Operation/Application

| | |
|---|---|
| Circuit Application | Power |

### Packaging Features

| | |
|---|---|
| Packaging Quantity | 500 |
| Packaging Method | Bag |

## Product Compliance

For compliance documentation, visit the product page on TE.com>

| | |
|---|---|
| EU RoHS Directive 2011/65/EU | Compliant with Exemptions |
| EU ELV Directive 2000/53/EC | Compliant with Exemptions |
| China RoHS 2 Directive MIIT Order No 32, 2016 | Restricted Materials Above Threshold |
| EU REACH Regulation (EC) No. 1907/2006 | Current ECHA Candidate List: JUNE 2025 (250)<br>Candidate List Declared Against: JAN 2025 (247)<br>SVHC > Threshold:<br>Pb (3.7% in 74019106)<br>**Article Safe Usage Statements:**<br>Do not eat, drink or smoke when using this product. Wash thoroughly after handling. Recycle if possible and dispose of the article by following all applicable governmental regulations relevant to your geographic location. |
| Halogen Content | Low Halogen - Br, Cl, F < 900 ppm per homogenous material. Also BFR/CFR/PVC Free |
| Solder Process Capability | Not applicable for solder process capability |

Product Compliance Disclaimer

This information is provided based on reasonable inquiry of our suppliers and represents our current actual knowledge based on the information they provided. This information is subject to change. The part numbers that TE has identified as EU RoHS compliant have a maximum concentration of 0.1% by weight in homogenous materials for lead, hexavalent chromium, mercury, PBB, PBDE, DBP, BBP, DEHP, DIBP, and 0.01% for cadmium, or qualify for an exemption to these limits as defined in the Annexes of Directive 2011/65/EU (RoHS2). Finished electrical and electronic equipment products will be CE marked as required by Directive 2011/65/EU. Components may not be CE marked. Additionally, the part numbers that TE has identified as EU ELV compliant have a maximum concentration of 0.1% by weight in homogenous materials for lead, hexavalent chromium, and mercury, and 0.01% for cadmium, or qualify for an exemption to these limits as defined in the Annexes of Directive 2000/53/EC (ELV). Regarding the REACH Regulation, the information TE provides on SVHC in articles for this part number is based on the latest European Chemicals Agency (ECHA) 'Guidance on

requirements for substances in articles' posted at this URL: https://echa.europa.eu/guidance-documents/guidance-on-reach

## Compatible Parts



TE Part # 1-1766245-1
CONTACT,PIN,#12

TE Part # 1766245-1
CONTACT,PIN,#12

## Also in the Series | ELCON Drawer



Board-to-Board Headers & Receptacles(10)



Connector Contacts(34)



Connector Hardware(1)



Power Contacts(34)



Rectangular Connector Housings(1)



Rectangular Power Connectors(9)



Standard Rectangular Connectors(2)

## Customers Also Bought



TE Part #1410140-2
MULTIGIG RT T2 .8" BP FULL CNT



TE Part #1410186-2
MULTIGIG RT T2 .8" BP HALF LEFT



TE Part #1410956-1
MULTIGIG RT GUIDEPIN KIT ASSEMBLY



TE Part #1-1469491-3
MULTIGIG RT GUIDEPIN, 9MM 4.20



TE Part #1648110-1
221-0010-01100=SA CONN,PIN



TE Part #1648115-1
222-0010-01100=SA CONN,SKT



TE Part #2000676-7
Keyed Guide Pin, Machined



TE Part #2000676-9
Keyed Guide Pin, Machined, Multigig



TE Part #5179029-4
0.8FH,P06H.5,100,08/Sn,TU



TE Part #1648596-1
296-0093-01100=CONN,SKT,MARKED

## Documents

### Product Drawings

CONTACT,SKT,SIZE #12

English

### CAD Files

Customer View Model

ENG_CVM_CVM_6648374-1_A.2d_dxf.zip

English

3D PDF

3D

Customer View Model

ENG_CVM_CVM_6648374-1_A.3d_igs.zip

English

Customer View Model

ENG_CVM_CVM_6648374-1_A.3d_stp.zip

English

By downloading the CAD file I accept and agree to the Terms and Conditions of use.

### Datasheets & Catalog Pages

POWER_CONNECTORS_CATALOG_SEC02_CABLE_MOUNTED

English

AMP & ELCON Power Connector Layout Forms Datasheet 6-1773444-7

English

### Product Specifications

Application Specification

English