# PT 2,5-PE/L/L/MT - Knife-disconnect terminal block

1336388

https://www.phoenixcontact.com/us/products/1336388

Please be informed that the data shown in this PDF document is generated from our online catalog. Please find the complete data in the user documentation. Our general terms of use for downloads are valid.



Knife-disconnect terminal block, Protective conductor connection, connection method: Push-in connection, Rated cross section: 2.5 $mm^2$, cross section: 0.14 $mm^2$ - 4 $mm^2$, Feed-through level, connection method: Push-in connection, Rated cross section: 2.5 $mm^2$, cross section: 0.14 $mm^2$ - 4 $mm^2$, mounting: NS 35/7,5, NS 35/15, color: gray

## Commercial data

| | |
|---|---|
| Item number | 1336388 |
| Packing unit | 50 pc |
| Minimum order quantity | 50 pc |
| Sales key | BE22 |
| Product key | BE2231 |
| GTIN | 4063151637507 |
| Weight per piece (including packing) | 32.465 g |
| Weight per piece (excluding packing) | 22.22 g |
| Customs tariff number | 85369010 |
| Country of origin | PL |

# Technical data

## Product properties

| | |
|---|---|
| Product type | Ground terminal block |
| Number of positions | 4 |
| Number of connections | 8 |

Insulation characteristics

| | |
|---|---|
| Overvoltage category | III |
| Degree of pollution | 3 |

## Electrical properties

| | |
|---|---|
| Rated surge voltage | 6 kV |

## Connection data

| | |
|---|---|
| Number of connections per level | 2 |
| Nominal cross section | 2.5 mm² |

Protective conductor connection

| | |
|---|---|
| Stripping length | 8 mm ... 10 mm |
| Internal cylindrical gage | A3 |
| | B3 |
| Connection in acc. with standard | IEC 60947-7-2 |
| Conductor cross section rigid | 0.14 mm² ... 4 mm² |
| Cross section AWG | 26 ... 12 (converted acc. to IEC) |
| Conductor cross section flexible | 0.14 mm² ... 4 mm² |
| Conductor cross section, flexible [AWG] | 26 ... 12 (converted acc. to IEC) |
| Conductor cross-section flexible (ferrule without plastic sleeve) | 0.14 mm² ... 2.5 mm² |
| Flexible conductor cross section (ferrule with plastic sleeve) | 0.14 mm² ... 2.5 mm² |
| Nominal cross section | 2.5 mm² |

Feed-through level

| | |
|---|---|
| Stripping length | 8 mm ... 10 mm |
| Connection in acc. with standard | IEC 60947-7-1 |
| Conductor cross section rigid | 0.14 mm² ... 4 mm² |
| Cross section AWG | 26 ... 12 (converted acc. to IEC) |
| Conductor cross section flexible | 0.14 mm² ... 4 mm² |
| Conductor cross section, flexible [AWG] | 26 ... 12 (converted acc. to IEC) |
| Conductor cross-section flexible (ferrule without plastic sleeve) | 0.14 mm² ... 2.5 mm² |
| Flexible conductor cross section (ferrule with plastic sleeve) | 0.14 mm² ... 2.5 mm² |
| Nominal current | 18 A |
| Maximum load current | 20 A (with 4 mm² conductor cross-section) |
| Nominal voltage | 500 V |
| Nominal cross section | 2.5 mm² |

Disconnect zone

| | |
|---|---|
| Stripping length | 8 mm ... 10 mm |
| Connection in acc. with standard | IEC 60947-7-1 |
| Conductor cross section rigid | 0.14 mm² ... 4 mm² |
| Cross section AWG | 26 ... 12 (converted acc. to IEC) |
| Conductor cross section flexible | 0.14 mm² ... 4 mm² |
| Conductor cross section, flexible [AWG] | 26 ... 12 (converted acc. to IEC) |
| Conductor cross-section flexible (ferrule without plastic sleeve) | 0.14 mm² ... 2.5 mm² |
| Flexible conductor cross section (ferrule with plastic sleeve) | 0.14 mm² ... 2.5 mm² |
| Nominal current | 18 A |
| Maximum load current | 20 A (with 4 mm² conductor cross-section) |
| Nominal voltage | 500 V |
| Nominal cross section | 2.5 mm² |

Protective conductor connection Connection cross sections directly pluggable

| | |
|---|---|
| Conductor cross section rigid | 0.34 mm² ... 4 mm² |
| Conductor cross section, rigid [AWG] | 20 ... 12 (converted acc. to IEC) |
| Conductor cross section flexible | 0.5 mm² ... 2.5 mm² |
| Conductor cross-section flexible (ferrule without plastic sleeve) | 0.5 mm² ... 2.5 mm² |
| Flexible conductor cross section (ferrule with plastic sleeve) | 0.5 mm² ... 2.5 mm² |

Feed-through level Connection cross sections directly pluggable

| | |
|---|---|
| Conductor cross section rigid | 0.34 mm² ... 4 mm² |
| Conductor cross section, rigid [AWG] | 20 ... 12 (converted acc. to IEC) |
| Conductor cross section flexible | 0.5 mm² ... 2.5 mm² |
| Conductor cross-section flexible (ferrule without plastic sleeve) | 0.5 mm² ... 2.5 mm² |
| Flexible conductor cross section (ferrule with plastic sleeve) | 0.5 mm² ... 2.5 mm² |

Disconnect zone Connection cross sections directly pluggable

| | |
|---|---|
| Conductor cross section rigid | 0.34 mm² ... 4 mm² |
| Conductor cross section, rigid [AWG] | 20 ... 12 (converted acc. to IEC) |
| Conductor cross section flexible | 0.5 mm² ... 2.5 mm² |
| Conductor cross-section flexible (ferrule without plastic sleeve) | 0.5 mm² ... 2.5 mm² |
| Flexible conductor cross section (ferrule with plastic sleeve) | 0.5 mm² ... 2.5 mm² |

## Dimensions

| | |
|---|---|
| Width | 5.2 mm |
| End cover width | 2.2 mm |
| Height | 142.4 mm |
| Depth on NS 35/7,5 | 70.2 mm |
| Depth on NS 35/15 | 77.7 mm |

## Material specifications

| | |
|---|---|
| Color | gray |
| Flammability rating according to UL 94 | V0 |

| | |
|---|---|
| Insulating material group | I |
| Insulating material | PA |
| Static insulating material application in cold | -60 °C |
| Relative insulation material temperature index (Elec., UL 746 B) | 130 °C |
| Fire protection for rail vehicles (DIN EN 45545-2) R22 | HL 1 - HL 3 |
| Fire protection for rail vehicles (DIN EN 45545-2) R23 | HL 1 - HL 3 |
| Fire protection for rail vehicles (DIN EN 45545-2) R24 | HL 1 - HL 3 |
| Fire protection for rail vehicles (DIN EN 45545-2) R26 | HL 1 - HL 3 |
| Surface flammability NFPA 130 (ASTM E 162) | passed |
| Specific optical density of smoke NFPA 130 (ASTM E 662) | passed |
| Smoke gas toxicity NFPA 130 (SMP 800C) | passed |

## Electrical tests

### Surge voltage test

| | |
|---|---|
| Result | Test passed |

### Temperature-rise test

| | |
|---|---|
| Requirement temperature-rise test | Increase in temperature ≤ 45 K |
| Result | Test passed |
| Short-time withstand current 2.5 mm² | 0.3 kA |
| Result | Test passed |

### Power-frequency withstand voltage

| | |
|---|---|
| Test voltage setpoint | 1.89 kV |
| Result | Test passed |

## Mechanical properties

### Mechanical data

| | |
|---|---|
| Open side panel | Yes |

## Mechanical tests

### Mechanical strength

| | |
|---|---|
| Result | Test passed |

### Attachment on the carrier

| | |
|---|---|
| DIN rail/fixing support | NS 35 |
| Result | Test passed |

### Test for conductor damage and slackening

| | |
|---|---|
| Rotation speed | 10 (+/- 2) rpm |
| Revolutions | 135 |
| Conductor cross section/weight | 0.14 mm² / 0.2 kg |
| | 2.5 mm² / 0.7 kg |
| | 4 mm² / 0.9 kg |
| Result | Test passed |

## Environmental and real-life conditions

### Aging

| | |
|---|---|
| Temperature cycles | 192 |
| Result | Test passed |

### Needle-flame test

| | |
|---|---|
| Time of exposure | 30 s |
| Result | Test passed |

### Oscillation/broadband noise

| | |
|---|---|
| Specification | DIN EN 50155 (VDE 0115-200):2022-06 |
| Spectrum | Service life test category 1, class B, body mounted |
| Frequency | $f_1$ = 5 Hz to $f_2$ = 150 Hz |
| ASD level | 0.964 $(m/s^2)^2/Hz$ |
| Acceleration | 3.12g |
| Test duration per axis | 5 h |
| Test directions | X-, Y- and Z-axis |
| Result | Test passed |

### Shocks

| | |
|---|---|
| Specification | DIN EN 50155 (VDE 0115-200):2022-06 |
| Pulse shape | Half-sine |
| Acceleration | 5g |
| Shock duration | 30 ms |
| Number of shocks per direction | 3 |
| Test directions | X-, Y- and Z-axis (pos. and neg.) |
| Result | Test passed |

### Ambient conditions

| | |
|---|---|
| Ambient temperature (operation) | -60 °C ... 110 °C (Operating temperature range incl. self-heating; for max. short-term operating temperature, see RTI Elec.) |
| Ambient temperature (storage/transport) | -25 °C ... 60 °C (for a short time, not exceeding 24 h, -60 °C to +70 °C) |
| Ambient temperature (assembly) | -5 °C ... 70 °C |
| Ambient temperature (actuation) | -5 °C ... 70 °C |
| Permissible humidity (operation) | 20 % ... 90 % |
| Permissible humidity (storage/transport) | 30 % ... 70 % |

## Standards and regulations

| | |
|---|---|
| Connection in acc. with standard | IEC 60947-7-2 |
| | IEC 60947-7-1 |
| | IEC 60947-7-1 |

## Mounting

| | |
|---|---|
| Mounting type | NS 35/7,5 |

| | |
|---|---|
| | NS 35/15 |

## Drawings

Circuit diagram

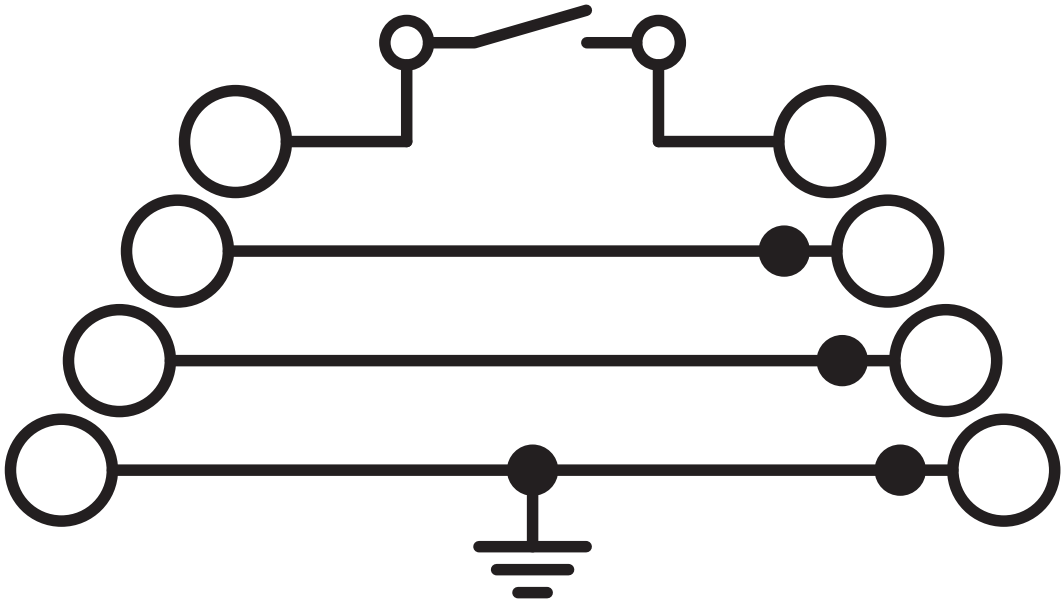

## Approvals

To download certificates, visit the product detail page: https://www.phoenixcontact.com/us/products/1336388

**CSA**
Approval ID: 13631

**cULus Recognized**
Approval ID: E60425

| | Nominal voltage $U_N$ | Nominal current $I_N$ | Cross section AWG | Cross section $mm^2$ |
|---|---|---|---|---|
| Use group B | | | | |
| | 300 V | 18 A | 26 - 12 | - |
| PE connection | - | - | 26 - 12 | - |
| Use group C | | | | |
| | 300 V | 18 A | 26 - 12 | - |
| PE connection | - | - | 26 - 12 | - |
| Use group F | | | | |
| | 500 V | 18 A | 26 - 12 | - |
| Use group D | | | | |
| | 600 V | 5 A | 26 - 12 | - |
| PE connection | - | - | 26 - 12 | - |

## Classifications

### ECLASS

| | |
|---|---|
| ECLASS-11.0 | 27141141 |
| ECLASS-13.0 | 27250108 |

### ETIM

| | |
|---|---|
| ETIM 9.0 | EC000901 |

## Environmental product compliance

EU RoHS

| | |
|---|---|
| Fulfills EU RoHS substance requirements | Yes, No exemptions |

China RoHS

| | |
|---|---|
| Environment friendly use period (EFUP) | EFUP-E |
| | No hazardous substances above the limits |

EU REACH SVHC

| | |
|---|---|
| REACH candidate substance (CAS No.) | No substance above 0.1 wt% |

## Accessories

Note: Applying some accessories below might limit this product.

### FBS 2-5 - Plug-in bridge

3030161

https://www.phoenixcontact.com/us/products/3030161

Plug-in bridge, pitch: 5.2 mm, number of positions: 2, length: 23 mm, color: red

Max. current carrying capacity: 20 A

### FBS 3-5 - Plug-in bridge

3030174

https://www.phoenixcontact.com/us/products/3030174

Plug-in bridge, pitch: 5.2 mm, number of positions: 3, length: 23 mm, color: red

Max. current carrying capacity: 20 A

## FBS 4-5 - Plug-in bridge

3030187

https://www.phoenixcontact.com/us/products/3030187

Plug-in bridge, pitch: 5.2 mm, number of positions: 4, length: 23 mm, color: red

Max. current carrying capacity: 20 A

## FBS 5-5 - Plug-in bridge

3030190

https://www.phoenixcontact.com/us/products/3030190

Plug-in bridge, pitch: 5.2 mm, number of positions: 5, length: 23 mm, color: red

Max. current carrying capacity: 20 A

## FBS 10-5 - Plug-in bridge

3030213

https://www.phoenixcontact.com/us/products/3030213

Plug-in bridge, pitch: 5.2 mm, number of positions: 10, length: 23 mm, color: red

Max. current carrying capacity: 20 A

## FBS 20-5 - Plug-in bridge

3030226

https://www.phoenixcontact.com/us/products/3030226

Plug-in bridge, pitch: 5.2 mm, number of positions: 20, color: red

Max. current carrying capacity: 20 A

## FBS 50-5 - Plug-in bridge

3038930

https://www.phoenixcontact.com/us/products/3038930

Plug-in bridge, pitch: 5.2 mm, number of positions: 50, color: red

Max. current carrying capacity: 20 A

## FBSR 2-5 - Plug-in bridge

3033702

https://www.phoenixcontact.com/us/products/3033702

Plug-in bridge, pitch: 5.2 mm, number of positions: 2, color: red

Max. current carrying capacity: 16 A

## FBSR 3-5 - Plug-in bridge

3001591

https://www.phoenixcontact.com/us/products/3001591

Plug-in bridge, pitch: 5.2 mm, number of positions: 3, color: red

Max. current carrying capacity: 16 A

## FBSR 4-5 - Plug-in bridge

3001592

https://www.phoenixcontact.com/us/products/3001592

Plug-in bridge, pitch: 5.2 mm, number of positions: 4, color: red

Max. current carrying capacity: 16 A

## FBSR 5-5 - Plug-in bridge

3001593

https://www.phoenixcontact.com/us/products/3001593

Plug-in bridge, pitch: 5.2 mm, number of positions: 5, color: red

Max. current carrying capacity: 16 A

## FBSR 10-5 - Plug-in bridge

3033710

https://www.phoenixcontact.com/us/products/3033710

Plug-in bridge, pitch: 5.2 mm, number of positions: 10, color: red

Max. current carrying capacity: 16 A

## FBS-PV - Potential bridge

3032185

https://www.phoenixcontact.com/us/products/3032185

Vertical potential bridge, to connect the upper and lower level

## FBS  2-5 BU - Plug-in bridge

3036877

https://www.phoenixcontact.com/us/products/3036877

Plug-in bridge, pitch: 5.2 mm, number of positions: 2, color: blue

Max. current carrying capacity: 20 A

## FBS 3-5 BU - Plug-in bridge

3036880

https://www.phoenixcontact.com/us/products/3036880

Plug-in bridge, pitch: 5.2 mm, number of positions: 3, color: blue

Max. current carrying capacity: 20 A

## FBS 4-5 BU - Plug-in bridge

3036893

https://www.phoenixcontact.com/us/products/3036893

Plug-in bridge, pitch: 5.2 mm, number of positions: 4, color: blue

Max. current carrying capacity: 20 A

## FBS 5-5 BU - Plug-in bridge

3036903

https://www.phoenixcontact.com/us/products/3036903

Plug-in bridge, pitch: 5.2 mm, number of positions: 5, color: blue

Max. current carrying capacity: 20 A

## FBS 10-5 BU - Plug-in bridge

3036916

https://www.phoenixcontact.com/us/products/3036916

Plug-in bridge, pitch: 5.2 mm, number of positions: 10, color: blue

Max. current carrying capacity: 20 A

## FBS 20-5 BU - Plug-in bridge

3036929

https://www.phoenixcontact.com/us/products/3036929

Plug-in bridge, pitch: 5.2 mm, number of positions: 20, color: blue

Max. current carrying capacity: 20 A

## FBS 50-5 BU - Plug-in bridge

3032114

https://www.phoenixcontact.com/us/products/3032114

Plug-in bridge, pitch: 5.2 mm, number of positions: 50, color: blue

Max. current carrying capacity: 20 A

## RB ST (2,5/4)-1,5/S - Reducing bridge

3214356

https://www.phoenixcontact.com/us/products/3214356

Reducing bridge, pitch: 6.7 mm, number of positions: 2, length: 23 mm, color: red

Max. current carrying capacity: 24 A

## RB ST 6-(2,5/4) - Reducing bridge

3030860

https://www.phoenixcontact.com/us/products/3030860

Reducing bridge, pitch: 9 mm, number of positions: 2, length: 30 mm, color: red

Max. current carrying capacity: 35 A

## RB ST 10-(2,5/4) - Reducing bridge

3030873

https://www.phoenixcontact.com/us/products/3030873

Reducing bridge, pitch: 10 mm, number of positions: 2, length: 36 mm, color: red

Max. current carrying capacity: 35 A

## RB ST 16-(2,5/4) - Reducing bridge

3030886

https://www.phoenixcontact.com/us/products/3030886

Reducing bridge, pitch: 11 mm, number of positions: 2, length: 37 mm, color: red

Max. current carrying capacity: 35 A

## RB ST 35-(2,5/4) - Reducing bridge

3030899

https://www.phoenixcontact.com/us/products/3030899

Reducing bridge, pitch: 11 mm, number of positions: 2, color: red

Max. current carrying capacity: 35 A

## RB ST (2,5/4)-1,5 - Reducing bridge

3038943

https://www.phoenixcontact.com/us/products/3038943

Reducing bridge, pitch: 7.1 mm, number of positions: 2, length: 23 mm, color: red

Max. current carrying capacity: 24 A

## RB UT 6-ST(2,5/4) - Reducing bridge

3047264

https://www.phoenixcontact.com/us/products/3047264

Reducing bridge, pitch: 9.5 mm, number of positions: 2, length: 33 mm, color: red

Max. current carrying capacity: 35 A

## RB UT 35-ST(2,5/4) - Reducing bridge

3047280

https://www.phoenixcontact.com/us/products/3047280

Reducing bridge, pitch: 10.8 mm, number of positions: 2, color: red

Max. current carrying capacity: 40 A

## RB UT 10-ST(2,5/4) - Reducing bridge

3047086

https://www.phoenixcontact.com/us/products/3047086

Reducing bridge, pitch: 10.2 mm, number of positions: 2, length: 33 mm, color: red

Max. current carrying capacity: 40 A

## RB UT 16-ST(2,5/4) - Reducing bridge

3047099

https://www.phoenixcontact.com/us/products/3047099

Reducing bridge, pitch: 11 mm, number of positions: 2, length: 41 mm, color: red

Max. current carrying capacity: 40 A

## D-PT 2,5-4L - End cover

1336340

https://www.phoenixcontact.com/us/products/1336340

End cover, depth: 60.9 mm, width: 2.2 mm, height: 142.4 mm, color: gray



## S-MT - Switching lock

3247954

https://www.phoenixcontact.com/us/products/3247954

Switching lock, depth: 23.1 mm, width: 3.5 mm, height: 10.5 mm, color: white

## CEC 2,5 - Filler plug

3062757

https://www.phoenixcontact.com/us/products/3062757

Cover for conductor shaft, 10-pos., for spring cage terminal blocks (ST) and terminal blocks with push-in technology (PT) with a width of 5.2 mm

## P-CO 2-5 R47K - Component connector

3032447

https://www.phoenixcontact.com/us/products/3032447

Component connector, with 47 kOhm resistance for wire-break monitoring, pitch: 5.2 mm, depth: 34.8 mm, width: 4.1 mm, height: 8.9 mm, number of positions: 2, color: black

## WS PT 2,5 - Warning label

1029026

https://www.phoenixcontact.com/us/products/1029026

Warning label, yellow/black, labeled: Lightning flash, mounting type: plug in, for terminal block width: 5.2 mm

## NS 35/ 7,5 PERF 2000MM - DIN rail perforated

0801733

https://www.phoenixcontact.com/us/products/0801733

DIN rail perforated, Pack of 25 (50 m), acc. to EN 60715, material: Steel, galvanized, passivated with a thick layer, Standard profile, color: silver

## NS 35/ 7,5 UNPERF 2000MM - DIN rail, unperforated

0801681

https://www.phoenixcontact.com/us/products/0801681

DIN rail, unperforated, Pack of 25 (50 m), acc. to EN 60715, material: Steel, galvanized, passivated with a thick layer, Standard profile, color: silver

## NS 35/ 7,5 WH PERF 2000MM - DIN rail perforated

1204119

https://www.phoenixcontact.com/us/products/1204119

DIN rail perforated, Pack of 25 (50 m), acc. to EN 60715, material: Steel, Galvanized, white passivated, Standard profile, color: silver

## NS 35/ 7,5 WH UNPERF 2000MM-VPE 10 - DIN rail, unperforated

1204122

https://www.phoenixcontact.com/us/products/1204122

DIN rail, unperforated, Pack of 10 (20 m), acc. to EN 60715, material: Steel, Galvanized, white passivated, Standard profile, color: silver

## NS 35/ 7,5 AL UNPERF 2000MM - DIN rail, unperforated

0801704

https://www.phoenixcontact.com/us/products/0801704

DIN rail, unperforated, Pack of 25 (50 m), acc. to EN 60715, material: Aluminum, uncoated, Standard profile, color: silver

## NS 35/ 7,5 ZN PERF 2000MM - DIN rail perforated

1206421

https://www.phoenixcontact.com/us/products/1206421

DIN rail perforated, Pack of 25 (50 m), acc. to EN 60715, material: Steel, galvanized, Standard profile, color: silver

## NS 35/ 7,5 ZN UNPERF 2000MM - DIN rail, unperforated

1206434

https://www.phoenixcontact.com/us/products/1206434

DIN rail, unperforated, Pack of 25 (50 m), acc. to EN 60715, material: Steel, galvanized, Standard profile, color: silver

## NS 35/ 7,5 CU UNPERF 2000MM-VPE 10 - DIN rail, unperforated

0801762

https://www.phoenixcontact.com/us/products/0801762

DIN rail, unperforated, Pack of 10 (20 m), acc. to EN 60715, material: Copper, uncoated, Standard profile, color: copper-colored

## NS 35/ 7,5 CAP - End cap

1206560

https://www.phoenixcontact.com/us/products/1206560

DIN rail end piece, for DIN rail NS 35/7.5

## NS 35/15 PERF 2000MM - DIN rail perforated

1201730

https://www.phoenixcontact.com/us/products/1201730

DIN rail perforated, Pack of 25 (50 m), similar to EN 60715, material: Steel, galvanized, passivated with a thick layer, Standard profile, color: silver

## NS 35/15 UNPERF 2000MM - DIN rail, unperforated

1201714

https://www.phoenixcontact.com/us/products/1201714

DIN rail, unperforated, Pack of 25 (50 m), similar to EN 60715, material: Steel, galvanized, passivated with a thick layer, Standard profile, color: silver

## NS 35/15 WH PERF 2000MM - DIN rail perforated

0806602

https://www.phoenixcontact.com/us/products/0806602

DIN rail perforated, Pack of 25 (50 m), similar to EN 60715, material: Steel, Galvanized, white passivated, Standard profile, color: white

## NS 35/15 WH UNPERF 2000MM-VPE 10 - DIN rail, unperforated

1204135

https://www.phoenixcontact.com/us/products/1204135

DIN rail, unperforated, Pack of 10 (20 m), similar to EN 60715, material: Steel, Galvanized, white passivated, Standard profile, color: silver

## NS 35/15 AL UNPERF 2000MM - DIN rail, unperforated

1201756

https://www.phoenixcontact.com/us/products/1201756

DIN rail, unperforated, similar to EN 60715, material: Aluminum, uncoated, Standard profile, color: silver

## NS 35/15 ZN PERF 2000MM - DIN rail perforated

1206599

https://www.phoenixcontact.com/us/products/1206599

DIN rail perforated, Pack of 25 (50 m), similar to EN 60715, material: Steel, galvanized, Standard profile, color: silver

## NS 35/15 ZN UNPERF 2000MM - DIN rail, unperforated

1206586

https://www.phoenixcontact.com/us/products/1206586

DIN rail, unperforated, Pack of 25 (50 m), similar to EN 60715, material: Steel, galvanized, Standard profile, color: silver

## NS 35/15 CU UNPERF 2000MM-VPE 10 - DIN rail, unperforated

1201895

https://www.phoenixcontact.com/us/products/1201895

DIN rail, unperforated, Pack of 10 (20 m), similar to EN 60715, material: Copper, uncoated, Standard profile, color: copper-colored

## NS 35/15 CAP - End cap

1206573

https://www.phoenixcontact.com/us/products/1206573

DIN rail end piece, for DIN rail NS 35/15

## NS 35/15-2,3 UNPERF 2000MM-VPE 10 - DIN rail, unperforated

1201798

https://www.phoenixcontact.com/us/products/1201798

DIN rail, unperforated, Pack of 10 (20 m), acc. to EN 60715, material: Steel, galvanized, passivated with a thick layer, Standard profile 2.3 mm, color: silver

## ZBF 5:UNBEDRUCKT - Zack Marker strip, flat

0808642

https://www.phoenixcontact.com/us/products/0808642

Zack Marker strip, flat, Strip, white, unlabeled, can be labeled with: PLOTMARK, CMS-P1-PLOTTER, mounting type: snapped, for terminal block width: 5 mm, lettering field size: 5.1 x 5.2 mm, Number of individual labels: 10

## ZBF 5 CUS - Zack Marker strip, flat

0825025

https://www.phoenixcontact.com/us/products/0825025

Zack Marker strip, flat, can be ordered: Strip, white, labeled according to customer specifications, mounting type: snap into flat marker groove, for terminal block width: 5 mm, lettering field size: 5.15 x 5.15 mm, Number of individual labels: 10

## ZBF 5,LGS:FORTL.ZAHLEN - Zack Marker strip, flat

0808671

https://www.phoenixcontact.com/us/products/0808671

Zack Marker strip, flat, Strip, white, labeled, printed horizontally: consecutive numbers 1 ... 10, 11 ... 20, etc. up to 491 ... 500, mounting type: snapped, for terminal block width: 5 mm, lettering field size: 5.15 x 5.15 mm, Number of individual labels: 10

## ZBF 5,QR:FORTL.ZAHLEN - Zack Marker strip, flat

0808697

https://www.phoenixcontact.com/us/products/0808697

Zack Marker strip, flat, Strip, white, labeled, Printed vertically: consecutive numbers 1 ... 10, 11 ... 20, etc. up to 91 ... 100, mounting type: snapped, for terminal block width: 5 mm, lettering field size: 5.15 x 5.15 mm, Number of individual labels: 10

## ZBF 5,LGS:GERADE ZAHLEN - Zack Marker strip, flat

0810821

https://www.phoenixcontact.com/us/products/0810821

Zack Marker strip, flat, Strip, white, labeled, printed horizontally: consecutive even numbers 2 ... 20, 22 ... 40, etc. up to 82 ... 100, mounting type: snapped, for terminal block width: 5 mm, lettering field size: 5.15 x 5.15 mm, Number of individual labels: 10

## ZBF 5,LGS:UNGERADE ZAHLEN - Zack Marker strip, flat

0810863

https://www.phoenixcontact.com/us/products/0810863

Zack Marker strip, flat, Strip, white, labeled, printed horizontally: Odd numbers 1 - 19, 21 - 39, etc. up to 81 - 99, mounting type: snapped, for terminal block width: 5 mm, lettering field size: 5.15 x 5.15 mm, Number of individual labels: 10

## UC-TMF 5 - Marker for terminal blocks

0818153

https://www.phoenixcontact.com/us/products/0818153

Marker for terminal blocks, Sheet, white, unlabeled, can be labeled with: BLUEMARK ID COLOR, BLUEMARK ID, BLUEMARK CLED, PLOTMARK, CMS-P1-PLOTTER, mounting type: snapped, for terminal block width: 5.2 mm, lettering field size: 4.6 x 5.1 mm, Number of individual labels: 96

## UC-TMF 5 CUS - Marker for terminal blocks

0824638

https://www.phoenixcontact.com/us/products/0824638

Marker for terminal blocks, can be ordered: by sheet, white, labeled according to customer specifications, mounting type: snap into flat marker groove, for terminal block width: 5.2 mm, lettering field size: 4.6 x 5.1 mm, Number of individual labels: 96

## UCT-TMF 5 - Marker for terminal blocks

0828744

https://www.phoenixcontact.com/us/products/0828744

Marker for terminal blocks, Sheet, white, unlabeled, can be labeled with: TOPMARK NEO, TOPMARK LASER, BLUEMARK ID COLOR, BLUEMARK ID, BLUEMARK CLED, THERMOMARK PRIME, THERMOMARK CARD 2.0, THERMOMARK CARD, mounting type: snapped, for terminal block width: 5.2 mm, lettering field size: 4.4 x 4.7 mm, Number of individual labels: 72

## UCT-TMF 5 CUS - Marker for terminal blocks

0829658

https://www.phoenixcontact.com/us/products/0829658

Marker for terminal blocks, can be ordered: by sheet, white, labeled according to customer specifications, mounting type: snap into flat marker groove, for terminal block width: 5.2 mm, lettering field size: 4.4 x 4.7 mm, Number of individual labels: 72

## ISH 2,5/0,2 - Insulating sleeve

3002843

https://www.phoenixcontact.com/us/products/3002843

Insulating sleeve, color: white

## ISH 2,5/0,5 - Insulating sleeve

3002856

https://www.phoenixcontact.com/us/products/3002856

Insulating sleeve, color: gray

## ISH 2,5/1,0 - Insulating sleeve

3002869

https://www.phoenixcontact.com/us/products/3002869

Insulating sleeve, color: black

## PAI-4-FIX-5/6 BU - Test adapter

3035975

https://www.phoenixcontact.com/us/products/3035975

4 mm test adapter, for terminal blocks with 5.2 mm and 6.2 mm pitch

## PAI-4-FIX-5/6 OG - Test adapter

3035974

https://www.phoenixcontact.com/us/products/3035974

4 mm test adapter, for terminal blocks with 5.2 mm and 6.2 mm pitch

## PAI-4-FIX-5/6 YE - Test adapter

3035977

https://www.phoenixcontact.com/us/products/3035977

4 mm test adapter, for terminal blocks with 5.2 mm and 6.2 mm pitch

## PAI-4-FIX-5/6 RD - Test adapter

3035976

https://www.phoenixcontact.com/us/products/3035976

4 mm test adapter, for terminal blocks with 5.2 mm and 6.2 mm pitch

## PAI-4-FIX-5/6 GN - Test adapter

3035978

https://www.phoenixcontact.com/us/products/3035978

4 mm test adapter, for terminal blocks with 5.2 mm and 6.2 mm pitch

## PAI-4-FIX-5/6 BK - Test adapter

3035980

https://www.phoenixcontact.com/us/products/3035980

4 mm test adapter, for terminal blocks with 5.2 mm and 6.2 mm pitch

## PAI-4-FIX-5/6 GY - Test adapter

3035982

https://www.phoenixcontact.com/us/products/3035982

4 mm test adapter, for terminal blocks with 5.2 mm and 6.2 mm pitch

## PAI-4-FIX-5/6 VT - Test adapter

3035979

https://www.phoenixcontact.com/us/products/3035979

4 mm test adapter, for terminal blocks with 5.2 mm and 6.2 mm pitch

## PAI-4-FIX-5/6 BN - Test adapter

3035981

https://www.phoenixcontact.com/us/products/3035981

4 mm test adapter, for terminal blocks with 5.2 mm and 6.2 mm pitch

## PAI-4-FIX-5/6 WH - Test adapter

3035983

https://www.phoenixcontact.com/us/products/3035983

4 mm test adapter, for terminal blocks with 5.2 mm and 6.2 mm pitch

## PS-5 - Test plug

3030983

https://www.phoenixcontact.com/us/products/3030983

Test plug, Modular test plug, number of positions: 1, color: red

## DP PS-5 - Spacer plate

3036725

https://www.phoenixcontact.com/us/products/3036725

Spacer plate, depth: 29 mm, width: 5.2 mm, height: 22.4 mm, number of positions: 1, color: red

## PS-5/2,3MM RD - Test plug

3038723

https://www.phoenixcontact.com/us/products/3038723

Test plug, number of positions: 1, color: red

## SZF 1-0,6X3,5 - Screwdriver

1204517

https://www.phoenixcontact.com/us/products/1204517

Actuation tool, for ST terminal blocks, also suitable for use as a bladed screwdriver, size: 0.6 x 3.5 x 100 mm, 2-component grip, with non-slip grip

## ST-BW - Actuation tool

1207608

https://www.phoenixcontact.com/us/products/1207608

Actuation tool, for all 2.5 $mm^2$ - 4.0 $mm^2$ spring-cages

## PROJECT COMPLETE - Software

1050453

https://www.phoenixcontact.com/us/products/1050453

Intuitive planning and marking software for configuring terminal strips and for professional marking of marking materials for terminal blocks, conductors, cables, devices, and systems. The software is available for download

## CRIMPFOX CENTRUS 6S - Crimping pliers

1213144

https://www.phoenixcontact.com/us/products/1213144

Crimping pliers, for uninsulated and insulated ferrules, DIN 46228 Part 1 and 4, from 0.14 $mm^2$ … 6 $mm^2$, also for TWIN ferrules up to 2 x 4 $mm^2$, automatic cross section adjustment, lateral insertion, equipped with fall protection

## CRIMPFOX CENTRUS 10S - Crimping pliers

1213154

https://www.phoenixcontact.com/us/products/1213154

Crimping pliers, for uninsulated and insulated ferrules, DIN 46228 Part 1 and 4, from 0.14 $mm^2$ ... 10 $mm^2$, also for TWIN ferrules up to 2 x 4 $mm^2$, automatic cross section adjustment, lateral insertion, equipped with fall protection

## CRIMPFOX CENTRUS 6H - Crimping pliers

1213146

https://www.phoenixcontact.com/us/products/1213146

Crimping pliers, for uninsulated and insulated ferrules, DIN 46228 Part 1 and 4, from 0.14 $mm^2$ … 6 $mm^2$, also for TWIN ferrules up to 2 x 4 $mm^2$, automatic cross section adjustment, lateral insertion, equipped with fall protection

## CRIMPFOX CENTRUS 10H - Crimping pliers

1213156

https://www.phoenixcontact.com/us/products/1213156

Crimping pliers, for uninsulated and insulated ferrules, DIN 46228 Part 1 and 4, from 0.14 $mm^2$ ... 10 $mm^2$, also for TWIN ferrules up to 2 x 4 $mm^2$, automatic cross section adjustment, lateral insertion, equipped with fall protection

## CRIMPFOX 10S - Crimping pliers

1212045

https://www.phoenixcontact.com/us/products/1212045

Crimping pliers, for ferrules without insulating collar according to DIN 46228 Part 1 and ferrules with insulating collar according to DIN 46228 Part 4, 0.14 $mm^2$ ... 10 $mm^2$, unlockable pressure lock, lateral entry

## CRIMPFOX 6H - Crimping pliers

1212046

https://www.phoenixcontact.com/us/products/1212046

Crimping pliers, for ferrules without insulating collar according to DIN 46228 Part 1 and ferrules with insulating collar according to DIN 46228 Part 4, 0.14 $mm^2$ ... 6 $mm^2$, unlockable pressure lock, lateral entry

## CRIMPFOX 2,5-M - Crimping pliers

1212719

https://www.phoenixcontact.com/us/products/1212719

Crimping pliers, for ferrules without insulating collar according to DIN 46228 Part 1 and ferrules with insulating collar according to DIN 46228 Part 4, 0.25 $mm^2$ ... 2.5 $mm^2$, lateral entry, trapezoidal crimp

## CRIMPFOX 6-M - Crimping pliers

1212720

https://www.phoenixcontact.com/us/products/1212720

Crimping pliers, for ferrules without insulating collar according to DIN 46228 Part 1 and ferrules with insulating collar according to DIN 46228 Part 4, 0.25 $mm^2$ ... 6.0 $mm^2$, lateral entry, trapezoidal crimp

## CRIMPFOX 6 - Crimping pliers

1212034

https://www.phoenixcontact.com/us/products/1212034

Crimping pliers, for ferrules without insulating collar according to DIN 46228 Part 1 and ferrules with insulating collar according to DIN 46228 Part 4, 0.25 $mm^2$ ... 6.0 $mm^2$, lateral entry, trapezoidal crimp

## CRIMPFOX 6T - Crimping pliers

1212037

https://www.phoenixcontact.com/us/products/1212037

Crimping pliers, for ferrules without insulating collar according to DIN 46228 Part 1 and ferrules with insulating collar according to DIN 46228 Part 4, 0.25 $mm^2$ ... 6 $mm^2$, lateral entry, trapezoidal crimp

## CRIMPFOX 6T-F - Crimping pliers

1212038

https://www.phoenixcontact.com/us/products/1212038

Crimping pliers, for ferrules without insulating collar according to DIN 46228 Part 1 and ferrules with insulating collar according to DIN 46228 Part 4, 0.25 $mm^2$ ... 6 $mm^2$, front entry, trapezoidal crimp

## CRIMPFOX 6S-F - Crimping pliers

1212043

https://www.phoenixcontact.com/us/products/1212043

Crimping pliers, for ferrules without insulating collar according to DIN 46228 Part 1 and ferrules with insulating collar according to DIN 46228 Part 4, 0.5 $mm^2$ ... 6 $mm^2$, front entry, square crimp

## CRIMPFOX-M - Crimping pliers

1212072

https://www.phoenixcontact.com/us/products/1212072

Basic pliers, for accommodating dies for a wide range of type of contacts

Phoenix Contact 2024 © - all rights reserved
https://www.phoenixcontact.com

Phoenix Contact USA
586 Fulling Mill Road
Middletown, PA 17057, United States
(+717) 944-1300
info@phoenixcon.com