60445-2 ✔ ACTIVE

TE Internal #: 60445-2

Spade Tongue Terminal, 24 – 20 AWG, #6 / M3.5 Stud, 3.51 mm [.138 in] Stud Diameter, Open Barrel, Straight, Tin Plating, Uninsulated

View on TE.com >

Terminals & Splices > Spade Terminals






Spade Terminal Type: **Spade Tongue Terminal**

Wire Size: **404 – 1021 CMA**

Stud Size: **#6, M3.5**

Features

Product Type Features

Shape Description	Square Spade
Stud Size	#6, M3.5
Sealable	No
Compatible With Discrete Wire Type	Stranded
Wire Insulation Support Retention Type	Insulation Support

Contact Features

Contact Base Material	Brass
Spade Terminal Type	Spade Tongue Terminal
Barrel Type	Open
Terminal Orientation	Straight
Terminal Plating Material	Tin
Contact Underplating Material	Nickel

Mechanical Attachment

Wire Insulation Support	With

Dimensions

	.048 in

Wire Size	404 – 1021 CMA
Stud Diameter	3.51 mm[.138 in]
Tongue Thickness	.36 mm[.014 in]
Product Length	14.99 mm[.59 in]
Barrel Inside Diameter	.89 mm, 1.65 mm[.035 in][.065 in]
Compatible Insulation Diameter (Max)	1.98 mm[.078 in]
Compatible Insulation Diameter Range	1.22 – 1.98 mm[.048 – .078 in]

Usage Conditions

Insulation Option	Uninsulated
Operating Temperature Range	-40 – 110 °C[-40 – 230 °F]

Operation/Application

Compatible With Wire Base Material	Copper

Industry Standards

Government Qualified Terminal	No

Packaging Features

Packaging Quantity	25000
Packaging Method	Strip/Reel

Product Compliance

For compliance documentation, visit the product page on TE.com>

EU RoHS Directive 2011/65/EU	Compliant
EU ELV Directive 2000/53/EC	Compliant
China RoHS 2 Directive MIIT Order No 32, 2016	No Restricted Materials Above Threshold
EU REACH Regulation (EC) No. 1907/2006	Current ECHA Candidate List: JUNE 2025 (250) Candidate List Declared Against: JUNE 2025 (250) Does not contain REACH SVHC
Halogen Content	Low Halogen - Br, Cl, F < 900 ppm per homogenous material. Also BFR/CFR/PVC Free
Solder Process Capability	Not applicable for solder process capability

Product Compliance Disclaimer

This information is provided based on reasonable inquiry of our suppliers and represents our current actual knowledge based on the information they provided. This information is subject to change. The part numbers that TE has identified as

EU RoHS compliant have a maximum concentration of 0.1% by weight in homogenous materials for lead, hexavalent chromium, mercury, PBB, PBDE, DBP, BBP, DEHP, DIBP, and 0.01% for cadmium, or qualify for an exemption to these limits as defined in the Annexes of Directive 2011/65/EU (RoHS2). Finished electrical and electronic equipment products will be CE marked as required by Directive 2011/65/EU. Components may not be CE marked. Additionally, the part numbers that TE has identified as EU ELV compliant have a maximum concentration of 0.1% by weight in homogenous materials for lead, hexavalent chromium, and mercury, and 0.01% for cadmium, or qualify for an exemption to these limits as defined in the Annexes of Directive 2000/53/EC (ELV). Regarding the REACH Regulation, the information TE provides on SVHC in articles for this part number is based on the latest European Chemicals Agency (ECHA) 'Guidance on requirements for substances in articles' posted at this URL: https://echa.europa.eu/guidance-documents/guidance-on-reach

Compatible Parts



TE Part # 2150879-1
OCEAN_2.0_Applicator-E-062F100F-REM

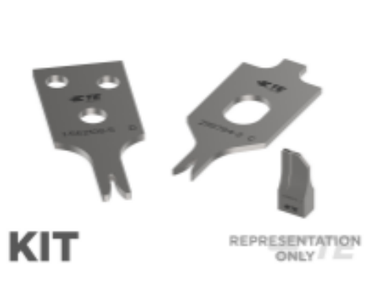

TE Part # 7-2150879-7
OCEAN_2.0_SPARE_PART_KIT-062F100F



TE Part # 2150879-2
OCEAN_2.0_Applicator-E-062F100F-REA

Customers Also Bought



TE Part #60700-3
RING CRIMP 20-16 AWG BR

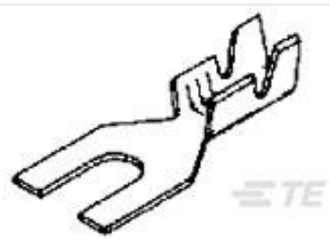

TE Part #60725-1
SPADE TERMINAL 18-14 AWG TPBR



TE Part #62382-1
SPLICE 25/26 .012 BR

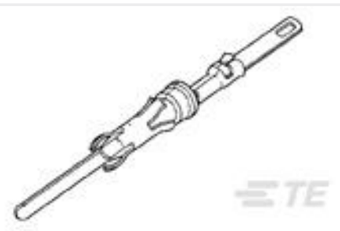

TE Part #202236-5
III+ PIN,SOLTAB,TIN,LP

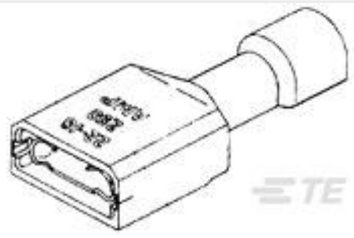

TE Part #9-520193-2
ULTRA-FAST 187 ASY REC 22-18 AWG TPBR



TE Part #5-640440-4
24P MTA100 CONN ASSY 22AWG RED



TE Part #1-794068-0
16P MINI UMNL HDR W/DH SN



TE Part #1-1969442-4
EP 2.5 TPA Housing, 14 Pos



TE Part #280003-2
AMPLIVAR SPLICE

TE Part #1-1825058-6
ADE07S04=DIP SWTCH,EXT,SMT-GW

Documents

Product Drawings

SPADE .137 24-20 AWG TPBR

English

CAD Files

3D PDF

3D

Customer View Model

ENG_CVM_CVM_60445-2_P_c-60445-2-p.2d_dxf.zip

English

Customer View Model

ENG_CVM_CVM_60445-2_P_c-60445-2-p.3d_igs.zip

English

Customer View Model

ENG_CVM_CVM_60445-2_P_c-60445-2-p.3d_stp.zip

English

By downloading the CAD file I accept and agree to the Terms and Conditions of use.

Product Specifications

Application Specification

English

Agency Approvals

Agency Approval Document

English