# 6-1393644-3

EUROCARD | Eurocard Type B

TE Internal #: 6-1393644-3

TE Internal Description: V42254B1200B610=PC612 MESSERLE

View on TE.com >

Connectors > PCB Connectors > Backplane Connectors > Eurocard Connectors



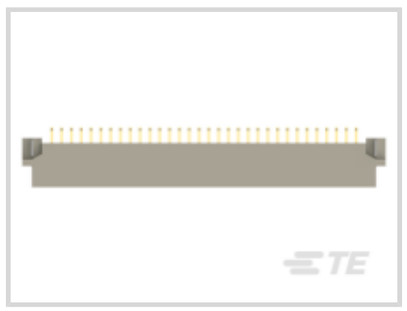



Connector & Housing Type: **Plug**

Connector System: **Board-to-Board**

Termination Post & Tail Length: **3 mm [ .118 in ]**

Number of Positions: **64**

Centerline (Pitch): **2.54 mm [ .1 in ]**

## Features

### Product Type Features

| | |
|---|---|
| Connector & Housing Type | Plug |
| Connector System | Board-to-Board |
| Connector & Contact Terminates To | Printed Circuit Board |
| DIN Size | Standard |
| DIN Level | II |

### Configuration Features

| | |
|---|---|
| Number of Positions | 64 |
| Number of Rows | 2 |
| PCB Mount Orientation | Right Angle |
| Number of Columns | 32 |
| Number of Signal Positions | 64 |
| Rows Loaded | A, B, C |

### Contact Features

| | |
|---|---|
| Contact Underplating Material | Nickel |
| Contact Underplating Material Thickness | 1.27 µm[50 µin] |

| | |
|---|---|
| Contact Mating Area Plating Material Thickness | .76 µm[29.92 µin] |
| PCB Contact Termination Area Plating Material Thickness | 2.54 µm[100 µin] |
| Contact Layout | Inline |
| Contact Mating Area Plating Material | Gold Flash over Palladium Nickel |
| Contact Base Material | Phosphor Bronze |
| PCB Contact Termination Area Plating Material | Tin-Lead |
| Contact Type | Pin |

## Termination Features

| | |
|---|---|
| Termination Method to PCB | Through Hole - Solder |
| Termination Post & Tail Length | 3 mm[.118 in] |

## Mechanical Attachment

| | |
|---|---|
| Connector Mounting Type | Board Mount |
| Panel Mount Feature | Without |
| PCB Mount Retention | With |
| Mating Retention | Without |
| Mating Alignment Type | Polarization |
| PCB Mount Retention Type | Boardlock |
| Mating Alignment | With |
| PCB Mount Alignment | Without |

## Housing Features

| | |
|---|---|
| Housing Material | Polyester GF |
| Centerline (Pitch) | 2.54 mm[.1 in] |

## Dimensions

| | |
|---|---|
| Connector Width | 8.05 mm[.317 in] |
| PCB Thickness (Recommended) | 1.57 mm[.062 in] |
| Connector Height | 11.51 mm[.453 in] |
| Connector Length | 93.98 mm[3.7 in] |
| Row-to-Row Spacing | 2.54 mm[.1 in] |

## Operation/Application

| | |
|---|---|
| Shielded | No |
| Circuit Application | Signal |

## Industry Standards

| | |
|---|---|
| UL Flammability Rating | UL 94V-0 |
| Compatible With Approved Standards Products | CSA LR7189, UL E28476 |

### Packaging Features

| | |
|---|---|
| Packaging Method | Box & Tray, Tray |

## Product Compliance

For compliance documentation, visit the product page on TE.com>

| | |
|---|---|
| EU RoHS Directive 2011/65/EU | Compliant |
| EU ELV Directive 2000/53/EC | Compliant |
| China RoHS 2 Directive MIIT Order No 32, 2016 | No Restricted Materials Above Threshold |
| EU REACH Regulation (EC) No. 1907/2006 | Current ECHA Candidate List: JUNE 2025 (250)<br>Candidate List Declared Against: JUNE 2022 (224)<br>Does not contain REACH SVHC |
| Halogen Content | Not Low Halogen - contains Br or Cl > 900 ppm. |
| Solder Process Capability | Wave solder capable to 240°C |

Product Compliance Disclaimer

This information is provided based on reasonable inquiry of our suppliers and represents our current actual knowledge based on the information they provided. This information is subject to change. The part numbers that TE has identified as EU RoHS compliant have a maximum concentration of 0.1% by weight in homogenous materials for lead, hexavalent chromium, mercury, PBB, PBDE, DBP, BBP, DEHP, DIBP, and 0.01% for cadmium, or qualify for an exemption to these limits as defined in the Annexes of Directive 2011/65/EU (RoHS2). Finished electrical and electronic equipment products will be CE marked as required by Directive 2011/65/EU. Components may not be CE marked. Additionally, the part numbers that TE has identified as EU ELV compliant have a maximum concentration of 0.1% by weight in homogenous materials for lead, hexavalent chromium, and mercury, and 0.01% for cadmium, or qualify for an exemption to these limits as defined in the Annexes of Directive 2000/53/EC (ELV). Regarding the REACH Regulation, the information TE provides on SVHC in articles for this part number is based on the latest European Chemicals Agency (ECHA) 'Guidance on requirements for substances in articles' posted at this URL: https://echa.europa.eu/guidance-documents/guidance-on-reach

## Also in the Series | Eurocard Type B



Eurocard Connectors(34)



Standard Edge Connectors(2)

## Customers Also Bought



TE Part #1-178295-2
DYNAMIC D3100S HDR H 5P ASSY PdNI &AU038



TE Part #8-215083-0
MICRO-MATCH MOW.10P

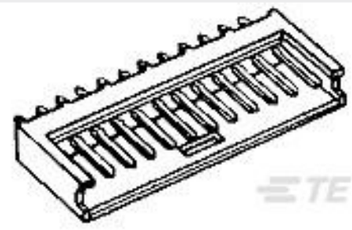

TE Part #280370-2
2P AMPMODU II SHRD HDR, ST, 0.38 AU



TE Part #1-406541-8
MJ,INV,1X1,0PNL G,.100"ST,SN



TE Part #640445-3
03P MTA156 HDR ASSY FL/STR SN



TE Part #4-794638-6
16P MICRO MNL ASSY,VRT,SMT,LF



TE Part #1241150-3
3P MOD II BREAK AWAY HDR,SMD, BLISTER



TE Part #2-1393222-0
V23061A1005A302=MINISTARKSTROM



TE Part #2-1393763-3
V23100V4305C11



TE Part #1393774-1
V23026A1001B201

## Documents

### Product Drawings

V42254B1200B610=PC612 MESSERLE

English

### CAD Files

Customer View Model

ENG_CVM_CVM_6-1393644-3_A.2d_dxf.zip

English

3D PDF

3D

Customer View Model

ENG_CVM_CVM_6-1393644-3_A.3d_igs.zip

English

Customer View Model

ENG_CVM_CVM_6-1393644-3_A.3d_stp.zip

English

By downloading the CAD file I accept and agree to the Terms and Conditions of use.