1-1422002-0 ✔ ACTIVE

Axicom | Axicom P2 Signal Relay

TE Internal #: 1-1422002-0

General Purpose Signal Relay, DC, Bistable, 2 Coils, Polarized, Latching, 2 Form C DPDT-CO, 2 A Contact Rating, Axicom P2 Signal Relay

View on TE.com >

Relays & Contactors > Electromechanical Relays > Small Signal Relay, Axicom P2 Standard



Relay & Contactor Type: **General Purpose Signal Relay**

Coil Magnetic System: **Bistable, 2 Coils, Polarized, Latching**

Contact Arrangement: **2 Form C DPDT-CO**

Current Type: **DC**

Contact Current Rating: **2 A**

All Small Signal Relay, Axicom P2 Standard (23)

Features

Product Type Features

Relay & Contactor Type	General Purpose Signal Relay

Configuration Features

Contact Special Features	Bifurcated/Twin Contacts
Relay Options	Power Switching
Contact Number of Poles	2
Coil Special Features	Overmolded Coil
Contact Arrangement	2 Form C DPDT-CO

Electrical Characteristics

Contact Limiting Short-Time Current	2 A
Contact Limiting Making Current	2 A
Contact Limiting Continuous Current	2 A
Contact Limiting Breaking Current	2 A

Insulation Initial Dielectric Between Open Contacts	1000 Vrms
Insulation Initial Dielectric Between Adjacent Contacts	1000 Vrms
Contact Switching Voltage (Max)	250 VAC
Contact Switching Load (Min)	10mA @ .2V
Voltage Standing Wave Ration (HF Parameter)	1.04db @ 100MHz, 1.4dB @ 900MHz
Coil Resistance	64 Ω
Contact Current Rating	2 A
Coil Voltage Rating	3 VDC
Contact Voltage Rating	220 VDC
Coil Power Rating DC	.14 W
Insulation Initial Dielectric Between Contacts & Coil	1500 Vrms

Body Features

Product Weight	2.8 g[.0988 oz]
Enclosure Type	Flux Resistant Automatic Solder Capable & Washable

Contact Features

Contact Plating Material	Gold
Contact Material	AgNi

Termination Features

Main Termination & Connection Type	Solder Pins
Coil Termination & Connection Type	Solder Pins

Mechanical Attachment

Product Mount Type	Board Mount

Dimensions

Insulation Clearance Between Contact & Coil	1.3 mm[.051 in]
Insulation Creepage Between Contact & Coil	2.5 mm[.098 in]
Product Width	7.2 mm[.283 in]
Product Length	14.6 mm[.574 in]
Product Height	9.5 mm[.374 in]

Usage Conditions

Operating Temperature Range	-40 – 85 °C[-40 – 185 °F]
Environmental Category of Protection	RTIII

Environmental Ambient Temperature (Max)	85 °C[185 °F]

Operation/Application

Solder Process	Wave Solder Capable
Coil Magnetic System	Bistable, 2 Coils, Polarized, Latching
Current Type	DC

Packaging Features

Packaging Method	Box & Tube

Other

Coil Power Rating Class	≤.15 W
Contact Current Class	≤2 A
Height Class (Mechanical)	>7 – ≤11 mm[>.276 – ≤.433 in]
Length Class (Mechanical)	>11 – ≤16 mm[>.433 – ≤.63 in]
Width Class (Mechanical)	>7 – ≤11 mm[>.276 – ≤.433 in]

Product Compliance

For compliance documentation, visit the product page on TE.com>

EU RoHS Directive 2011/65/EU	Compliant
EU ELV Directive 2000/53/EC	Compliant
China RoHS 2 Directive MIIT Order No 32, 2016	No Restricted Materials Above Threshold
EU REACH Regulation (EC) No. 1907/2006	Current ECHA Candidate List: JUNE 2025 (250) Candidate List Declared Against: JUNE 2025 (250) Does not contain REACH SVHC
Halogen Content	Low Halogen - Br, Cl, F < 900 ppm per homogenous material. Also BFR/CFR/PVC Free
Solder Process Capability	Wave solder capable to 265°C

Product Compliance Disclaimer

This information is provided based on reasonable inquiry of our suppliers and represents our current actual knowledge based on the information they provided. This information is subject to change. The part numbers that TE has identified as EU RoHS compliant have a maximum concentration of 0.1% by weight in homogenous materials for lead, hexavalent chromium, mercury, PBB, PBDE, DBP, BBP, DEHP, DIBP, and 0.01% for cadmium, or qualify for an exemption to these limits as defined in the Annexes of Directive 2011/65/EU (RoHS2). Finished electrical and electronic equipment products will be CE marked as required by Directive 2011/65/EU. Components may not be CE marked. Additionally, the part numbers that TE has identified as EU ELV compliant have a maximum concentration of 0.1% by weight in homogenous materials for lead, hexavalent chromium, and mercury, and 0.01% for cadmium, or qualify for an exemption to these limits as defined in the Annexes of Directive 2000/53/EC (ELV). Regarding the REACH Regulation, the information TE provides on SVHC in articles for this part number is based on the latest European Chemicals Agency (ECHA) ‘Guidance on

requirements for substances in articles' posted at this URL: https://echa.europa.eu/guidance-documents/guidance-on-reach

Compatible Parts



TE Part # 4-1393788-1
V23079B1208B301

Also in the Series | Axicom P2 Signal Relay



DC Relays(44)



Electromechanical Relays(44)



General Purpose Signal Relays(44)

Customers Also Bought



TE Part #223839-E
STVC 64 F AC VV 7-00 TL 4,0 * 247 E007 1



TE Part #NB-PTCO-002
Pt100, 2.0x2.3, Class B, PTFC101B1G0



TE Part #CONSMB001-SMD-G
SMB Jack 50 Ohm PCB Surface Mount



TE Part #4-175638-0
1.25FP,R10,DL,B,N,TR



TE Part #1571983-8
GDH06S04=DIP SWITCH



TE Part #1623750-3
ER58 10R 5% AMMO



TE Part #2-1623779-1
SQB20 68R 5% (WIRE)



TE Part #1825006-8
GDS04STR04=DIP SW,SLIDE,SMT,TR



TE Part #3-1879225-0
CPF 0603 80K6 0.1% 25PPM 1K RL



TE Part #5103308-1
A/L LOW PRO HDR 10P VERT BLACK

Documents

Product Drawings

V23079B2208B301

English

V23079B2208B301

English

CAD Files

Customer View Model

ENG_CVM_1393789-5_A5.3d_igs.zip

English

Customer View Model

ENG_CVM_1393789-5_A5.3d_stp.zip

English

Customer View Model

ENG_CVM_1393789-5_A5.2d_dxf.zip

English

3D PDF

English

3D PDF

3D

Customer View Model

ENG_CVM_CVM_1-1422002-0_E1.2d_dxf.zip

English

Customer View Model

ENG_CVM_CVM_1-1422002-0_E1.3d_igs.zip

English

Customer View Model

ENG_CVM_CVM_1-1422002-0_E1.3d_stp.zip

English

By downloading the CAD file I accept and agree to the Terms and Conditions of use.

Datasheets & Catalog Pages

Transportation, Storage, Handling, Assembly and Testing of Axicom Through Hole Terminal (THT) Relays

English

Transportation, Storage, Handling, Assembly and Testing of AXICOM THT Relays

English

AXICOM Latching Relays

English

P2 Relay Datasheet

English

Product Specifications

Definitions General Purpose Relays

English

Agency Approvals

UL

English