2180490-1 ✔ ACTIVE

TE Internal #: 2180490-1

PCB Mount Header, Right Angle, Board-to-Board, 4 Position, 5.2 mm [.2 in] Centerline, Fully Shrouded, Through Hole - Press-Fit, Power, Black, Tray

View on TE.com >

Connectors > PCB Connectors > PCB Headers & Receptacles







PCB Connector Type: **PCB Mount Header**

Connector System: **Board-to-Board**

Number of Positions: **4**

Number of Rows: **2**

Centerline (Pitch): **5.2 mm [.2 in]**

Features

Product Type Features

Connector Shape	Rectangular
PCB Connector Type	PCB Mount Header
Connector System	Board-to-Board
Header Type	Fully Shrouded
Sealable	No
Connector & Contact Terminates To	Printed Circuit Board
Connector Product Type	Connector Assembly

Configuration Features

Number of Positions	4
Number of Rows	2
PCB Mount Orientation	Right Angle
Board-to-Board Configuration	Co-Planar, Perpendicular
Number of Power Positions	4

Electrical Characteristics

Operating Voltage	48 VDC

Body Features

Primary Product Color	Black

Contact Features

Contact Underplating Material	Nickel
Contact Underplating Material Thickness	1.27 µm[50 µin]
PCB Contact Termination Area Plating Material Thickness	2.54 µm[100 µin]
Contact Layout	Matrix
Contact Base Material	Copper Alloy
Contact Type	Blade
Contact Current Rating (Max)	20 A
PCB Contact Termination Area Plating Material	Tin
Contact Mating Area Plating Material Thickness	.76 µm[30 µin]

Termination Features

Termination Post & Tail Length	2.55 mm[.1 in]
Termination Method to PCB	Through Hole - Press-Fit

Mechanical Attachment

PCB Mount Retention Type	Hold-Down
Mating Alignment Type	Polarization
Connector Mounting Type	Board Mount
Mating Alignment	With
PCB Mount Alignment	Without
PCB Mount Retention	With

Housing Features

Centerline (Pitch)	5.2 mm[.2 in]
Housing Material	Thermoplastic GF

Dimensions

Connector Width	27.97 mm[1.1 in]
Connector Height	16.73 mm[.65 in]
Connector Length	15 mm[.59 in]
Row-to-Row Spacing	8.13 mm[.32 in]
PCB Thickness (Recommended)	1.6 mm[.063 in]

Usage Conditions

Operating Temperature (Max)	85 °C[185 °F]
Operating Temperature Range	-55 – 85 °C[-67 – 185 °F]

Operation/Application

Circuit Application	Power

Industry Standards

Compatible With Agency/Standards Products	UL
UL Flammability Rating	UL 94V-0

Packaging Features

Packaging Quantity	64
Packaging Method	Tray

Product Compliance

For compliance documentation, visit the product page on TE.com>

EU RoHS Directive 2011/65/EU	Compliant
EU ELV Directive 2000/53/EC	Compliant
China RoHS 2 Directive MIIT Order No 32, 2016	有害物质含量符合标准要求 No Restricted Substance(s) Above Threshold
EU REACH Regulation (EC) No. 1907/2006	Current ECHA Candidate List: JUNE 2025 (250) Candidate List Declared Against: JAN 2025 (247) Does not contain REACH SVHC
Halogen Content	Low Halogen - Br, Cl, F < 900 ppm per homogenous material. Also BFR/CFR/PVC Free
Solder Process Capability	Not applicable for solder process capability

Product Compliance Disclaimer

This information is provided based on reasonable inquiry of our suppliers and represents our current actual knowledge based on the information they provided. This information is subject to change. The part numbers that TE has identified as EU RoHS compliant have a maximum concentration of 0.1% by weight in homogenous materials for lead, hexavalent chromium, mercury, PBB, PBDE, DBP, BBP, DEHP, DIBP, and 0.01% for cadmium, or qualify for an exemption to these limits as defined in the Annexes of Directive 2011/65/EU (RoHS2). Finished electrical and electronic equipment products will be CE marked as required by Directive 2011/65/EU. Components may not be CE marked. Additionally, the part numbers that TE has identified as EU ELV compliant have a maximum concentration of 0.1% by weight in homogenous materials for lead, hexavalent chromium, and mercury, and 0.01% for cadmium, or qualify for an exemption to these limits as defined in the Annexes of Directive 2000/53/EC (ELV). Regarding the REACH Regulation, the information TE provides on SVHC in articles for this part number is based on the latest European Chemicals Agency (ECHA) 'Guidance on requirements for substances in articles' posted at this URL: https://echa.europa.eu/guidance-documents/guidance-on-reach

Compatible Parts



TE Part # 2169809-1
IMP,Power,4PR,VR,Tin

Customers Also Bought



TE Part #6-146256-2
24 MODII HDR DRST B/A .100CL LF



TE Part #3-641213-7
07P MTA100 HDR ASSY PO/ST LF



TE Part #2007435-1
Std HDMI, Flag, T/H



TE Part #6-2176216-1
CPF A 0603 100K 0.1% 25PPM 1K RL



TE Part #5-2176451-1
CPF 0201 165R 0.1% 25ppm 1K RL



TE Part #6-2176451-8
CPF 0201 249R 0.1% 25ppm 1K RL



TE Part #8-2176451-2
CPF 0201 348R 0.1% 25ppm 1K RL



TE Part #9-2176451-8
CPF 0201 511R 0.1% 25ppm 1K RL



TE Part #6-2176455-5
CPF 0402 511K 0.1% 25ppm 1K RL



TE Part #2309409-1
DDR4 SODIMM 260P 5.2H STD

Documents

Product Drawings

IMP,PWR,4PR,HDR,R-HLD,1X,802-1,N/A

English

CAD Files

3D PDF

3D

Customer View Model

ENG_CVM_CVM_2180490-1_A.2d_dxf.zip

English

Customer View Model

ENG_CVM_CVM_2180490-1_A.3d_igs.zip

English

Customer View Model

ENG_CVM_CVM_2180490-1_A.3d_stp.zip

English

By downloading the CAD file I accept and agree to the Terms and Conditions of use.

Datasheets & Catalog Pages

2-1773457-5_Impact_Power_Connectors

English

Product Specifications

Application Specification

English

Agency Approvals

UL

English