# 178327-3 ✔ ACTIVE

Dynamic Series | Dynamic 3000 Series

TE Internal #: 178327-3

PCB Mount Header, Vertical, Wire-to-Board, 16 Position, 3.81 mm [.15 in] Centerline, Fully Shrouded, Gold (Au), Dynamic 3000 Series

View on TE.com >

Connectors > PCB Connectors > PCB Headers & Receptacles > Header Assembly: Wire-to-Board, 15A, gold or tin plated


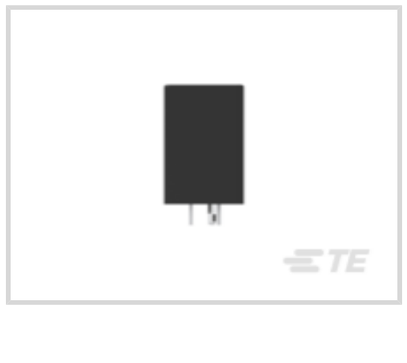



PCB Connector Type: **PCB Mount Header**

PCB Mount Orientation: **Vertical**

Connector System: **Wire-to-Board**

Number of Positions: **16**

Centerline (Pitch): **3.81 mm [ .15 in ]**

All Header Assembly: Wire-to-Board, 15A, gold or tin plated (120)

## Features

### Product Type Features

| | |
|---|---|
| PCB Connector Type | PCB Mount Header |
| Connector System | Wire-to-Board |
| Header Type | Fully Shrouded |
| Sealable | No |
| Connector & Contact Terminates To | Printed Circuit Board |
| Connector Product Type | Connector Assembly |

### Configuration Features

| | |
|---|---|
| PCB Mount Orientation | Vertical |
| Number of Positions | 16 |
| Number of Rows | 2 |

### Electrical Characteristics

| | |
|---|---|
| Operating Voltage | 250 VDC |

### Body Features

| | |
|---|---|
| Primary Product Color | Black |

## Contact Features

| | |
|---|---|
| Contact Shape & Form | Rectangular |
| Contact Underplating Material | Nickel |
| Contact Layout | Matrix |
| Contact Base Material | Copper Alloy |
| Contact Mating Area Plating Material | Gold (Au) |
| Contact Mating Area Plating Material Thickness | .76 µm[30 µin] |
| Contact Type | Tab |
| Contact Current Rating (Max) | 8 A |
| PCB Contact Termination Area Plating Material | Tin |

## Termination Features

| | |
|---|---|
| Termination Post & Tail Length | 3.8 mm[.149 in] |
| Termination Method to PCB | Through Hole - Solder |

## Mechanical Attachment

| | |
|---|---|
| PCB Mount Retention Type | Retention Leg |
| Mating Alignment Type | Polarization |
| PCB Mount Alignment | Without |
| Mating Retention | With |
| PCB Mount Retention | With |
| Connector Mounting Type | Board Mount |
| Mating Alignment | With |

## Housing Features

| | |
|---|---|
| Centerline (Pitch) | 3.81 mm[.15 in] |
| Housing Material | Polyester GF |

## Dimensions

| | |
|---|---|
| Row-to-Row Spacing | 5.08 mm[.2 in] |

## Usage Conditions

| | |
|---|---|
| Operating Temperature Range | -55 – 105 °C[-67 – 221 °F] |

## Operation/Application

| | |
|---|---|
| Circuit Application | Power & Signal |

## Industry Standards

| | |
|---|---|
| UL Flammability Rating | UL 94V-0 |

### Packaging Features

| | |
|---|---|
| Packaging Method | Box, Tube |

## Product Compliance

For compliance documentation, visit the product page on TE.com>

| | |
|---|---|
| EU RoHS Directive 2011/65/EU | Compliant |
| EU ELV Directive 2000/53/EC | Compliant |
| China RoHS 2 Directive MIIT Order No 32, 2016 | No Restricted Materials Above Threshold |
| EU REACH Regulation (EC) No. 1907/2006 | Current ECHA Candidate List: JUNE 2025 (250)<br>Candidate List Declared Against: JUNE 2025 (250)<br>Does not contain REACH SVHC |
| Halogen Content | Not Low Halogen - contains Br or Cl > 900 ppm. |
| Solder Process Capability | Wave solder capable to 265°C |

Product Compliance Disclaimer

This information is provided based on reasonable inquiry of our suppliers and represents our current actual knowledge based on the information they provided. This information is subject to change. The part numbers that TE has identified as EU RoHS compliant have a maximum concentration of 0.1% by weight in homogenous materials for lead, hexavalent chromium, mercury, PBB, PBDE, DBP, BBP, DEHP, DIBP, and 0.01% for cadmium, or qualify for an exemption to these limits as defined in the Annexes of Directive 2011/65/EU (RoHS2). Finished electrical and electronic equipment products will be CE marked as required by Directive 2011/65/EU. Components may not be CE marked. Additionally, the part numbers that TE has identified as EU ELV compliant have a maximum concentration of 0.1% by weight in homogenous materials for lead, hexavalent chromium, and mercury, and 0.01% for cadmium, or qualify for an exemption to these limits as defined in the Annexes of Directive 2000/53/EC (ELV). Regarding the REACH Regulation, the information TE provides on SVHC in articles for this part number is based on the latest European Chemicals Agency (ECHA) 'Guidance on requirements for substances in articles' posted at this URL: https://echa.europa.eu/guidance-documents/guidance-on-reach

## Compatible Parts



TE Part # 178289-7
DYNAMIC D3100 REC HSG 16P

## Also in the Series | Dynamic 3000 Series



Connector Contacts(94)



Connector Hardware(8)



Power Contacts(94)



Rectangular Connector Housings(143)



Rectangular Power Connectors(443)



Standard Rectangular Connectors(167)



Wire-to-Board Connector Assemblies & Housings(92)

## Customers Also Bought



TE Part #CAT-D9934-A75E

Header Assembly: Wire-to-Board, 15A, gold or tin plated



TE Part #CAT-D9934-A75F

Header Assembly: Wire-to-Board, 15A, gold or tin plated



TE Part #917251-3

DYNAMIC D-3400F HDR ASSY 20P H PdNi

## Documents

### Product Drawings

DYNAMIC D/ROW HDR 16P V ASSY PdNi

English

### CAD Files

3D PDF

3D

Customer View Model

ENG_CVM_CVM_178327-3_F.2d_dxf.zip

English

Customer View Model

ENG_CVM_CVM_178327-3_F.3d_igs.zip

English

Customer View Model

ENG_CVM_CVM_178327-3_F.3d_stp.zip

English

By downloading the CAD file I accept and agree to the Terms and Conditions of use.

## Product Specifications

### Product Specification

English

## Agency Approvals

### UL

English