IME03GR ✔ ACTIVE

Axicom | Axicom IM

TE Internal #: 1462043-3

General Purpose Signal Relay, DC, Polarized, Monostable, 2 Form A DPST-NO, 2 A Contact Rating, 5 VDC Coil Voltage, 250 VAC Contact Voltage, Axicom IM

View on TE.com >

Relays & Contactors > Electromechanical Relays > Signal Relay: 2 Form A, 2 NO Contacts




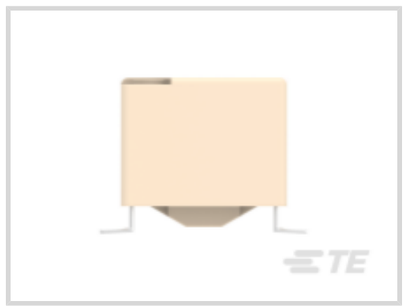


Relay & Contactor Type: **General Purpose Signal Relay**

Coil Magnetic System: **Polarized, Monostable**

Contact Arrangement: **2 Form A DPST-NO**

Current Type: **DC**

Contact Current Rating: **2 A**

All Signal Relay: 2 Form A, 2 NO Contacts (2)

Features

Product Type Features

Relay & Contactor Type	General Purpose Signal Relay

Configuration Features

Contact Special Features	Bifurcated/Twin Contacts, Gull Wing
Relay Options	Power Switching, RF Rated
Contact Number of Poles	2
Contact Arrangement	2 Form A DPST-NO

Electrical Characteristics

Contact Limiting Short-Time Current	2 A
Contact Limiting Making Current	2 A
Contact Limiting Continuous Current	2 A
Contact Limiting Breaking Current	2 A
Insulation Initial Dielectric Between Open Contacts	750 Vrms

Insulation Initial Dielectric Between Adjacent Contacts	1000 Vrms
Contact Switching Voltage (Max)	250 VAC
Contact Switching Load (Min)	.1mA @ .0001V
Voltage Standing Wave Ration (HF Parameter)	1.06db @ 100MHz, 1.49db @ 900MHz
Coil Resistance	178 Ω
Insulation Initial Resistance	1000000 MΩ
Contact Current Rating	2 A
Coil Voltage Rating	5 VDC
Contact Voltage Rating	220 VDC
Coil Power Rating DC	.14 W
Insulation Initial Dielectric Between Contacts & Coil	1800 Vrms

Signal Characteristics

Isolation (HF Parameter)	-18.8dB @ 900MHz, -37dB @ 100MHz
Insertion Loss (HF Parameter)	-.03dB @ 100MHz, -.33dB @ 900MHz

Body Features

Product Weight	.75 g[.026 oz]
Enclosure Type	Hermetically Sealed

Contact Features

Contact Plating Material	Gold
Contact Material	PdRu

Termination Features

Main Termination & Connection Type	PCB SMT
Coil Termination & Connection Type	PCB SMT

Mechanical Attachment

Product Mount Type	Board Mount

Dimensions

Product Width	6 mm[.236 in]
Product Length	10 mm[.393 in]
Product Height	5.65 mm[.222 in]

Usage Conditions

Operating Temperature Range	-40 – 85 °C[-40 – 185 °F]
Environmental Category of Protection	RTV

Environmental Ambient Temperature (Max)	85 °C[185 °F]

Operation/Application

Solder Process	Wave Solder Capable
Coil Magnetic System	Polarized, Monostable
Current Type	DC

Packaging Features

Packaging Method	Reel

Other

Coil Power Rating Class	≤.15 W
Contact Current Class	≤2 A
Height Class (Mechanical)	≤7 mm[≤.276 in]
Length Class (Mechanical)	≤11 mm[≤.433 in]
Width Class (Mechanical)	≤7 mm[≤.276 in]

Product Compliance

For compliance documentation, visit the product page on TE.com>

EU RoHS Directive 2011/65/EU	Compliant
EU ELV Directive 2000/53/EC	Compliant
China RoHS 2 Directive MIIT Order No 32, 2016	有害物质含量符合标准要求 No Restricted Substance(s) Above Threshold
EU REACH Regulation (EC) No. 1907/2006	Current ECHA Candidate List: JUNE 2025 (250) Candidate List Declared Against: JUNE 2025 (250) Does not contain REACH SVHC
Halogen Content	Low Bromine/Chlorine - Br and Cl < 900 ppm per homogenous material. Also BFR /CFR/PVC Free
Solder Process Capability	Reflow solder capable to 260°C

Product Compliance Disclaimer

This information is provided based on reasonable inquiry of our suppliers and represents our current actual knowledge based on the information they provided. This information is subject to change. The part numbers that TE has identified as EU RoHS compliant have a maximum concentration of 0.1% by weight in homogenous materials for lead, hexavalent chromium, mercury, PBB, PBDE, DBP, BBP, DEHP, DIBP, and 0.01% for cadmium, or qualify for an exemption to these limits as defined in the Annexes of Directive 2011/65/EU (RoHS2). Finished electrical and electronic equipment products will be CE marked as required by Directive 2011/65/EU. Components may not be CE marked. Additionally, the part numbers that TE has identified as EU ELV compliant have a maximum concentration of 0.1% by weight in homogenous materials for lead, hexavalent chromium, and mercury, and 0.01% for cadmium, or qualify for an exemption to these limits as defined in the Annexes of Directive 2000/53/EC (ELV). Regarding the REACH Regulation, the information TE provides

on SVHC in articles for this part number is based on the latest European Chemicals Agency (ECHA) 'Guidance on requirements for substances in articles' posted at this URL: https://echa.europa.eu/guidance-documents/guidance-on-reach

Compatible Parts

TE Part # 1462043-7
IME03TS=IM RELAY 140mW 5V 2NO

Also in the Series | Axicom IM



DC Relays(142)



PCB Relays(142)



RJ45 Connectors(2)

Customers Also Bought



TE Part #5-104071-2
05 SYSTEM 50 HDR SRST SHRD SN



TE Part #6-104071-0
08 SYSTEM 50 HDR SRST SHRD SN



TE Part #4-1676913-2
YR1 0.1% 232K

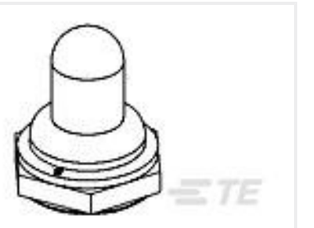

TE Part #1825612-1
B1440004=Boot,Toggle



TE Part #2-1879011-7
SMF2 2K7 5%



TE Part #5-1879207-8
RN 0603 392K 0.1% 10PPM 5K RL



TE Part #3-1879502-8
CRGH2512 5% 470K 2W



TE Part #5227699-3
BNC PCB VERTICAL

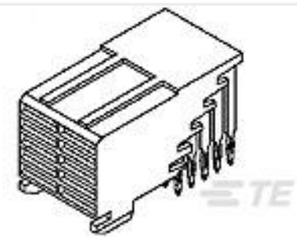

TE Part #5536649-1
2MM FB,ASY,010,PWR,REC,EN,SEQ



TE Part #9-2176316-0
MELF SMA-A 150K 1% 50PPM 0207 1W

Documents

Product Drawings

IME03GR=IM RELAY 140mW 5V 2NO

English

CAD Files

Customer View Model

ENG_CVM_CVM_1462043-2_B5.3d_igs.zip

English

Customer View Model

ENG_CVM_CVM_1462043-2_B5.3d_stp.zip

English

Customer View Model

ENG_CVM_CVM_1462043-2_B5.2d_dxf.zip

English

3D PDF

3D

Customer View Model

ENG_CVM_CVM_1462043-3_B5.3d_igs.zip

English

Customer View Model

ENG_CVM_CVM_1462043-3_B5.3d_stp.zip

English

Customer View Model

ENG_CVM_CVM_1462043-3_B5.2d_dxf.zip

English

3D PDF

3D

By downloading the CAD file I accept and agree to the Terms and Conditions of use.

Datasheets & Catalog Pages

Axicom Signal and High Frequency Relays (RF Switches) APPLICATION NOTE #2

English

IM/E Relay

English

Product Specifications

Definitions General Purpose Relays

English

Agency Approvals

VDE Certificate

English